

Canada's Playground Maker. Building All Kinds of Fun since 1917.

At Blue Imp, dreaming up bright ideas for playgrounds and parks is our passion. As Canada's longest-standing manufacturer of playground equipment, we remain family-owned and dedicated to crafting high-quality products that stand the test of time and delight children of all ages and abilities. It's all about playing strong!








varying heights & styles of
challenging physical play



seating and shade for rest
& relaxation



multi-user rocking
activity with
inclusive seats



Playgrounds Are for Everyone!

Inclusive playgrounds invite and support children of all ages, stages and abilities—including children with physical, neurological, cognitive, psychological or other exceptionalities—to enjoy unstructured play together with their family members and friends.

Make your
playground more
inclusive by including

Accessible Routes

Wide pathways between components and easy transitions to elevated play ensure access for everyone.

Diverse Activities

Include a mix of ground-level and elevated play components and diverse play types with a graduated range of challenges.



Sensory Play

Include sensory-rich activities, including vestibular (movement & balance), proprioception (body position), tactile, auditory and visual.

Quiet Zones

Create quiet zones with calming activities designed to help children self-soothe when they are feeling overstimulated.

Seating & Shade

Amenities such as tables, benches and shade structures help to create a welcoming, comfortable environment.



Designing an Inclusive Playground

Inclusive playgrounds are thoughtfully planned so that all children can find their fun. From challenging physical activities and sensory thrills to quieter forms of play, an inclusive playground delivers activities that address a broad spectrum of physical needs, developmental stages and personal preferences.



Accessible Routes

Seamless pathways, surfacing and ramps ensure that children and caregivers who use mobility devices can access the equipment.

Challenge & Risk

Invite physical activity and foster a sense of accomplishment with elements that get children moving, climbing and challenging themselves.



Motion Play

The joy of motion resonates with kids of all abilities. Our inclusive E-Z seat enables even more children to enjoy the benefits of spinning and rocking.



Sensory Fun

Elements such as the Rainmaker invite sensory discovery and supply auditory, visual and tactile activities that can help children to self-regulate.



Cozy Places


Cozy places provide comforting spaces for children to find calm and engage in soothing or imaginative activities.






Fairmont Park

This playscape features varied forms of elevated and ground-level play, designed to engage diverse ages and abilities.



- This multifaceted community park features diverse types of play, including a ramped structure with wheelchair-accessible Buddy Bus, an agility circuit with climbing challenges and a quiet zone for calming play.





Meadowbrook Park

This expansive playground features diverse play zones plus generous seating, park amenities and interconnected pathways for all to enjoy.

Designed to deliver fun for children of diverse abilities, this inclusive play space features an accessible tot zone, a spinning and swinging zone and a "ninja zone" with climbing and clambering challenges.





Park Meadows

This fully-ramped structure is wheelchair playable right to the top, complete with the Accessible Bouncing Buddy Bus.

C19-17


2-12 yrs

14.1m x 18.5m (46' x 61')



Freestanding items not included.







Lake Hill

This multifaceted playground features an accessible ground-level play zone plus a myriad of elevated activities.


Inclusive

C23-01

5-12 yrs

17.4m x 22.9m (57' x 75')

ANNEX H





Connector



Intrepid



Connector	C23-02	2-5 yrs	10.7m x 16.3m (35' x 54')	ANNEX H 
Intrepid	C23-03	5-12 yrs	13.8m x 19.0m (46' x 63')	ANNEX H 



Transcend



All Canadian	C22-25	5-12yrs	12.4m x 12.9m (41' x 43')	3
Transcend	C23-04	2-12 yrs	12.5m X 16.1m (41' x 53')	ANNEX H 3



Dreamer





Dreamer	C23-05	2-12 yrs	16.0m x 13.6m (53' x 45')	ANNEX H 
---------	--------	----------	---------------------------	---



Stardust



Aspire	C23-06	5-12 yrs	14.1m x 11.1m (47' x 37')	ANNEX H 
Stardust	C23-07	5-12 yrs	13.0m x 10.1m (43' x 34')	ANNEX H 



Nanoose Bay


C23-08

5-12 yrs

17.9m x 18.2m (59' x 60')

Freestanding items not included.

Make the most of school recess time with an action-packed playground featuring varied elevated and ground-level activities for diverse ages, stages and abilities.





Evanston

Varied upper body challenges combine with sliding and climbing activities to create a vibrant, action-packed school playground.

C22-01

5-12 yrs

18.9m x 16.0m (62' x 53')





- From the wheelchair-accessible
- Tippy Canoe to the massive
- climbing net, from the zippy slides to
- the upper-body circuit, this structure
- caters to all ages and abilities.



Creston

School-Aged

C23-09

5-12 yrs

15.7m x 18.0m (52' x 59')



Freestanding items not included.





STEM Adventures

Students at this STEM-focused school applied concepts from science, technology, engineering and math to help design this action-packed adventure playground.

C23-10

5-12 yrs

23.8m x 17.4m (57' x 78')

Freestanding items not included.

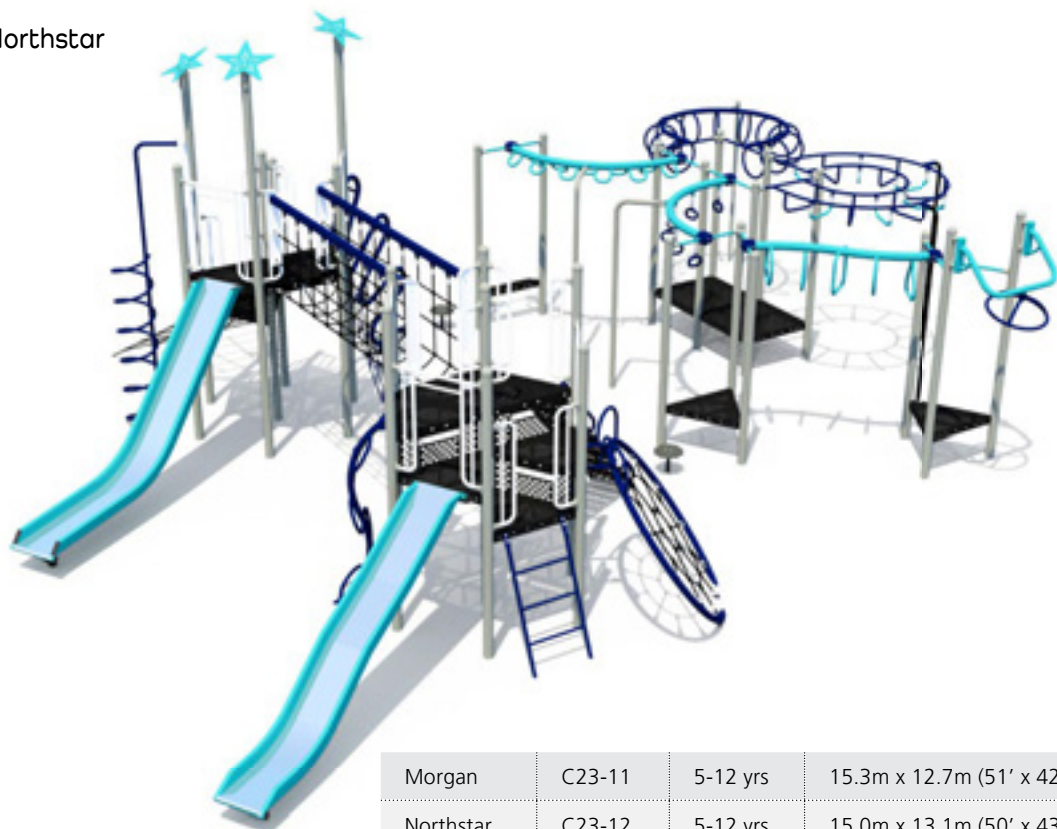




Morgan



Northstar



Morgan	C23-11	5-12 yrs	15.3m x 12.7m (51' x 42')
Northstar	C23-12	5-12 yrs	15.0m x 13.1m (50' x 43')



Highland



Journey	C23-13	5-12 yrs	13.2m x 15.4m (44' x 51')
Highland	C23-14	5-12 yrs	12.1m x 12.0m (40' x 40')

Cypress

Finished with our stylish yet durable iMPact series, this dynamic playground features an agility circuit plus four exciting stainless steel slides.

C22-02

5-12 yrs

21.1m x 16.8m (70' x 55')





Matrix

A large-scale overhead circuit is the star attraction on this contemporary school playground. Alternating platform colours make changes in deck height easier to see.

C22-06

5-12 yrs

18.2m x 14.5m (60' x 48')





Milo

Exciting slides of varying heights add to the excitement on this multifaceted, multi-age, circuit-style design.

C20-02

5-12 yrs


23.4m x 16.2m (70' x 53')

Freestanding items not included.









Blue Grouse

Nature-inspired Rootz elements blend with climbers and overheads in silver and blue to create a vibrant school playground that complements the mountain setting.

C23-15

5-12 yrs

19.2m x 15.9m (63' x 52')



Vista



Allegro



Vista	C23-16	5-12 yrs	16.1m x 10.8m (53' x 36')
Allegro	C23-17	5-12 yrs	16.1m x 16.0m (53' x 53')



Voltage



Storm	C23-18	5-12 yrs	16.9m x 17.0m (56' x 56')
Voltage	C23-19	5-12 yrs	13.6m x 19.5m (45' x 64')



Frank Hobbs

C19-05

5-12 yrs

12.6m x 17.0m (42' x 56')



- Nature meets nurture! Create a woody, nature-inspired playscape with our Rootz series. Features rugged and realistic elements to delight all ages and stages.





Spartan Ridge

Diverse climbers and slides round out the play.

C23-20

2-12 yrs

12.7m x 11.2m (42' x 37')



- Log steps, a boulder and other nature-inspired elements create an inviting and adventurous play space.

Nature-Inspired





Still Creek

This woodsy design complements the natural setting while delivering an engaging play experience for diverse ages and abilities.

C23-21

5-12 yrs

17.4m x 11.3m (57' x 38')



Freestanding items not included.



Rockwood



Aspen Grove



Rockwood	C23-22	2-12 yrs	11.1m x 9.4m (37' x 31')
Aspen Grove	C23-23	2-12 yrs	11.9m x 13.1m (39' x 43')

Terrain



Nature-Inspired



Forester



Terrain	C23-24	5-12 yrs	13.5m x 11.6m (45' x 38')	ANNEX H 
Forester	C23-25	2-12 yrs	11.9m x 10.8 (39' x 36')	—

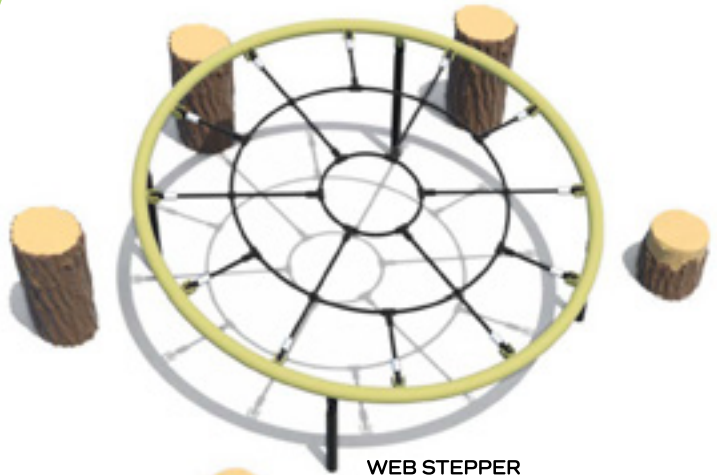


Nurture with Nature

Bring the look and feel of nature to the playground with diverse nature-inspired elements including realistic log and boulder features constructed of durable GFRC.



HOLLOW LOG CRAWL



WEB STEPPER



LOG STEPPERS



LOG BALANCE COURSE



TOADSTOOL SEATS



BIG OAK



TURTLE BOULDER



TRIPLE TREETOP CLIMB



LEDGE ROCKS WITH SPIDER WEB ROPE LINK



Castle Park

From the towers and turrets to the life-sized dragon to climb on, this action-packed castle sparks imaginative play for all ages.

C22-18

5-12 yrs

17.9m x 21.6m (59' x 71')



Paddlewheeler

This unique paddlewheeler playground pays tribute to the historic S.S. Klondike in Whitehorse. A fun way to blend local heritage with family recreation.

C22-19

2-12 yrs

17.3m x 10.6m (57' x 35')

Freestanding items not included.





Tiny Town



Playful Acres



Tiny Town	C23-26	2-5 yrs	12.7m x 9.8m (42' x 33')
Playful Acres	C23-27	5-12 yrs	12.3m x 9.9m (41' x 33')

Carnival

Themed Play



LocoMotion



Carnival	C23-28	5-12 yrs	12.2m x 12.6m (40' x 42')	
LocoMotion	C23-29	2-12 yrs	10.8m x 12.1m (36' x 40')	—





Grizzly Trail

Agility circuits feature linked or interconnected climbing, hanging and balancing challenges for non-stop action. Great for grounders games!

C22-12

5-12 yrs

21.1m x 12.8m (69' x 42')

Freestanding items not included.

Trekker



Wayfarer



Trekker	C23-30	5-12 yrs	14.3m x 14.6m (47' x 48')
Wayfarer	C23-31	5-12 yrs	17.7m x 11.3m (58' x 37')




Pathfinder



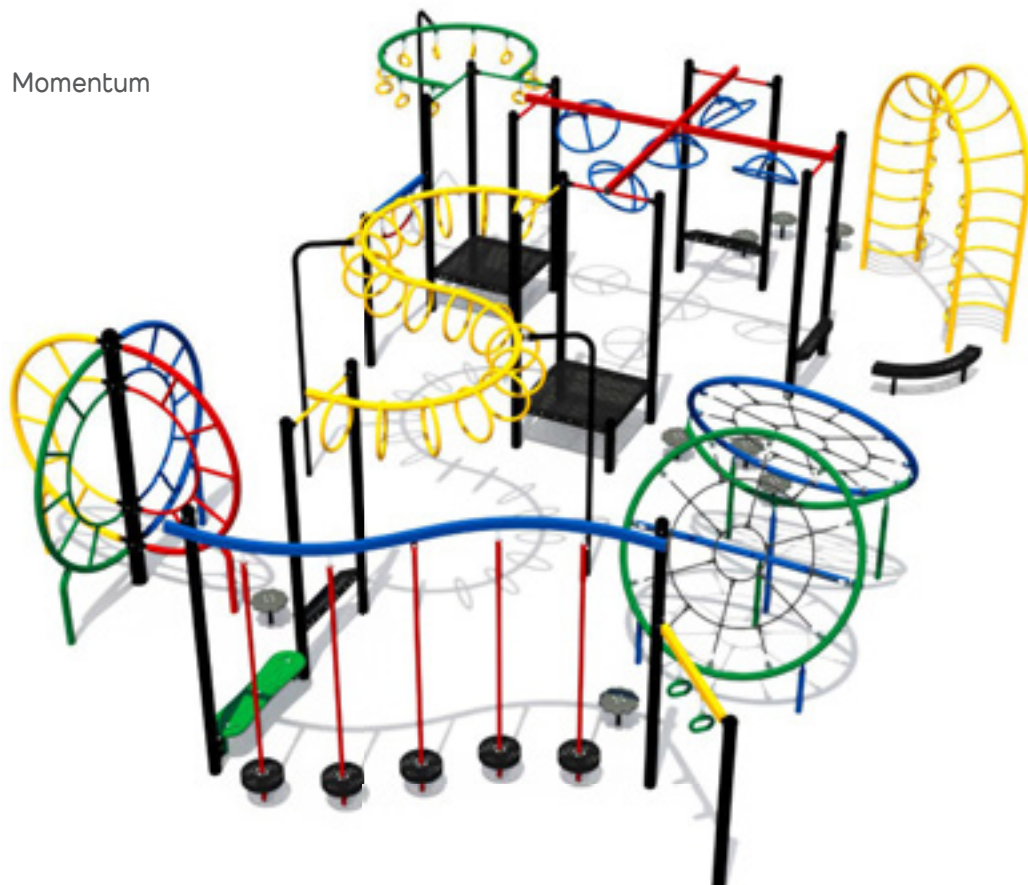
Create a fun agility circuit with interconnected climbing, balancing and hanging activities.

Wolf Track	C23-32	5-12 yrs	15.5m x 13.2m (51' x 43')
Pathfinder	C23-33	5-12 yrs	12.2m x 9.0m (40' x 30')

Revolve



Momentum



Revolve	C23-34	5-12 yrs	9.0m x 10.0m (30' x 33')	ANNEX H 
Momentum	C23-35	5-12 yrs	14.3m x 11.0m (47' x 37')	—



Ranger



Wellington	C20-11	5-12 yrs	16.2m x 12.4m (53' x 41')
Ranger	C23-36	5-12 yrs	14.2m x 10.9m (47' x 36')



Freezone

Create an exciting Blue-Kour obstacle course featuring agility, climbing, balancing and upper body challenges.

C19-13

5-12 yrs


16.8m x 8.5m (55' x 28')

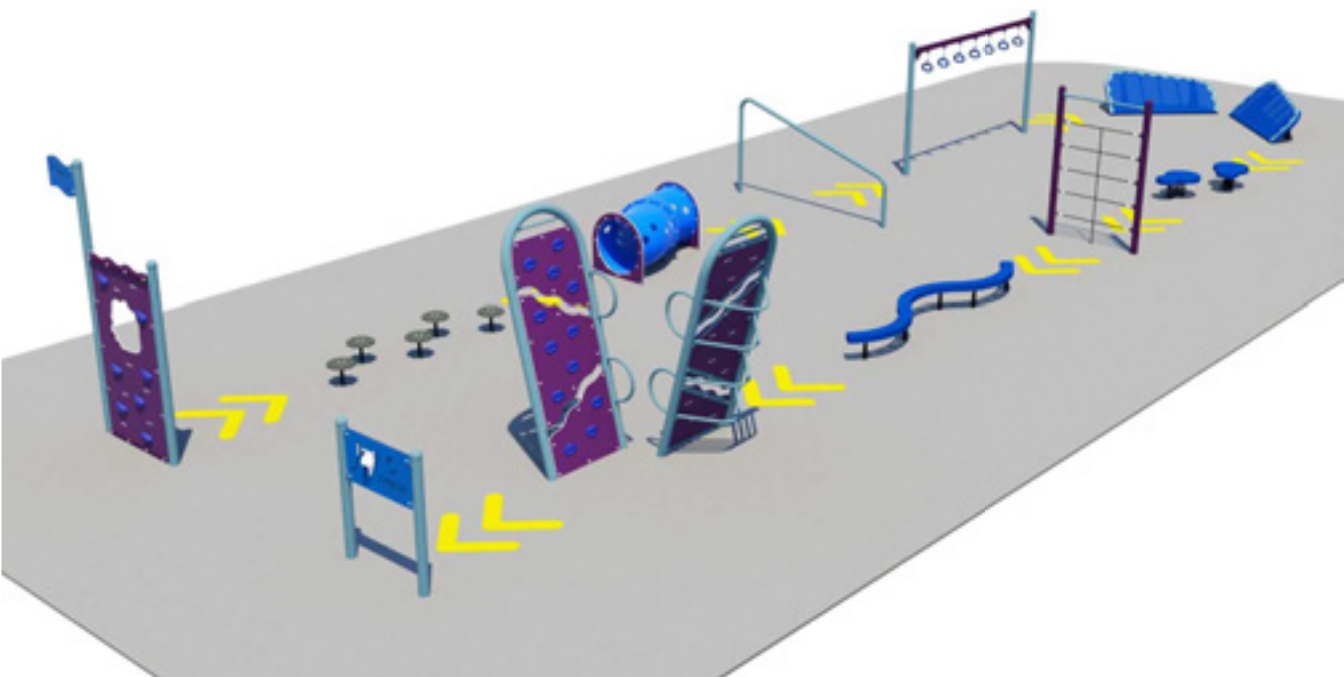


[illegible]

Champ

A 3D rendering of a colorful playground set on a grey mat. The equipment includes a yellow slide, blue climbing structures, red monkey bars, and various circular platforms. A red flag with the word "START" is visible near the bottom center.

62 | 1.800.661.1462 



Venture



Turbo	C23-39	5-12 yrs	23.5m x 9.7m (77' x 32')
Venture	C23-40	5-12 yrs	20.7m x 9.9m (68' x 33')



SKY-PLAY
S E R I E S

Sky-Play 1

C22-08

5-12 yrs

9.3m x 13.7m (31' x 45')

Freestanding items not included.



- Take fun to a whole new level with Sky-Play!
- Young explorers will discover surprises all the way up as they make their way to the Look-Out Tower at over 14' before zooming back to earth.

Skywalker



Skyline



Ground-level activities, a transfer station and easy-access stairs to the lower level make this tower Annex H compliant.

Skywalker	C23-41	5-12 yrs	12.2m x 14.9m (40' x 49')	—
Skyline	C23-42	5-12 yrs	12.4m x 11.0m (41' x 37')	ANNEX H 



Skyful



Skyseeker	C23-43	5-12 yrs	19.9m x 17.0m (66' x 56')
Skyful	C23-44	5-12 yrs	15.6m x 12.4m (52' x 41')



..... Achieve big play value for
..... smaller spaces and tighter
..... budgets with designs that
..... pack a whole lot of fun into
..... a compact footprint.



Heritage Park

A vibrant mix of ground-level activities and elevated play deliver fun for diverse abilities and ages.

C23-45

5-12 yrs

11.2m x 16.8m (37' x 55')



Verve



Yoyo



Verve	C23-46	5-12 yrs	10.5m x 9.6m (35' x 32')
Yoyo	C23-47	5-12 yrs	9.2m x 8.7m (30' x 29')

West Rouge

Small Spaces



Orion



West Rouge	C23-48	5-12 yrs	11.9m x 12.0m (39' x 40')
Orion	C23-49	5-12 yrs	8.9m x 9.8m (30' x 32')

Vibe



Breezy




Vibe	C23-50	2-12 yrs	8.9m x 9.1m (30' x 30')
Breezy	C23-51	2-12 yrs	10.6m x 10.4m (35' x 34')



Beaver Loft

Under-deck slide saves space on this compact, nature-inspired design.



Riverside	C23-52	2-12 yrs	12.0m x 9.2m (40' x 31')	ANNEX H 
Beaver Loft	C23-53	2-12 yrs	8.9m x 9.7m (30' x 32')	—



Horner Park

Pre-School

Delight younger ages with vibrant designs that supply a variety of physical, imaginative and sensory play for various stages.

C22-28

2-5 yrs

13.6m x 10.8m (45' x 36')



Freestanding items not included.



Little Loft



Reverse View

Cricket



Little Loft	C23-54	2-5 yrs	7.9m x 6.5m (27' x 22')
Cricket	C23-55	2-5 yrs	7.8m x 9.8m (26' x 33')



Scamper



Westview	C22-26	2-5 yrs	9.2m x 13.7m (31' x 45')	
Scamper	C23-56	2-5 yrs	9.8m x 10.1m (33' x 34')	—

Piper



Junction



Piper	C23-57	2-5 yrs	8.3m x 11.5m (28' x 38')
Junction	C23-58	2-5 yrs	9.4m x 9.6m (31' x 32')

Chinook

Pre-School



Jaunt



Chinook	C22-30	2-5 yrs	11.3m x 9.1m (38' x 30')	ANNEX H 
Jaunt	C23-59	2-5 yrs	9.9m x 15.9m (33' x 52')	—



WEE WONDER C14-29

WeePlay Series

Our WeePlay Series is designed for wee ones aged 6-23 months to explore and learn through play. Diverse physical, sensory and cognitive activities help develop the whole child.



TOT SPOT C14-30



WEE EXPLORER C18-22



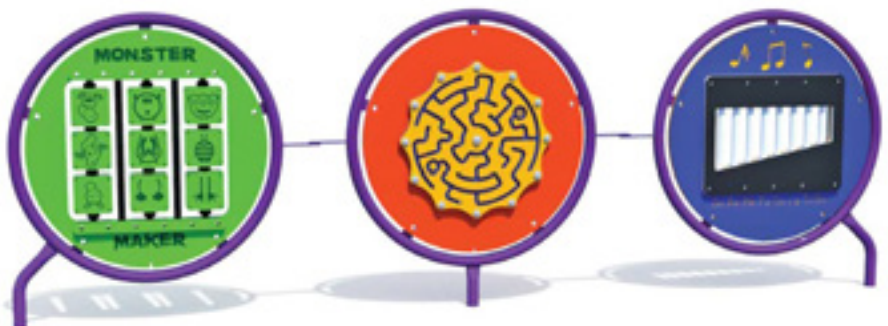
Supply calming sensory activities and foster pretend play with a variety of ground-level panels. Available in endless configurations.



GAME ON! C22-33
Features Marble Maze, Memory Game and Spiral Puzzle.



WACKY WINDOWS C22-32
Sets the stage for imaginative role play.



PLAY-O TRIO C18-21
Features Monster Maker, Marble Maze and Piano.



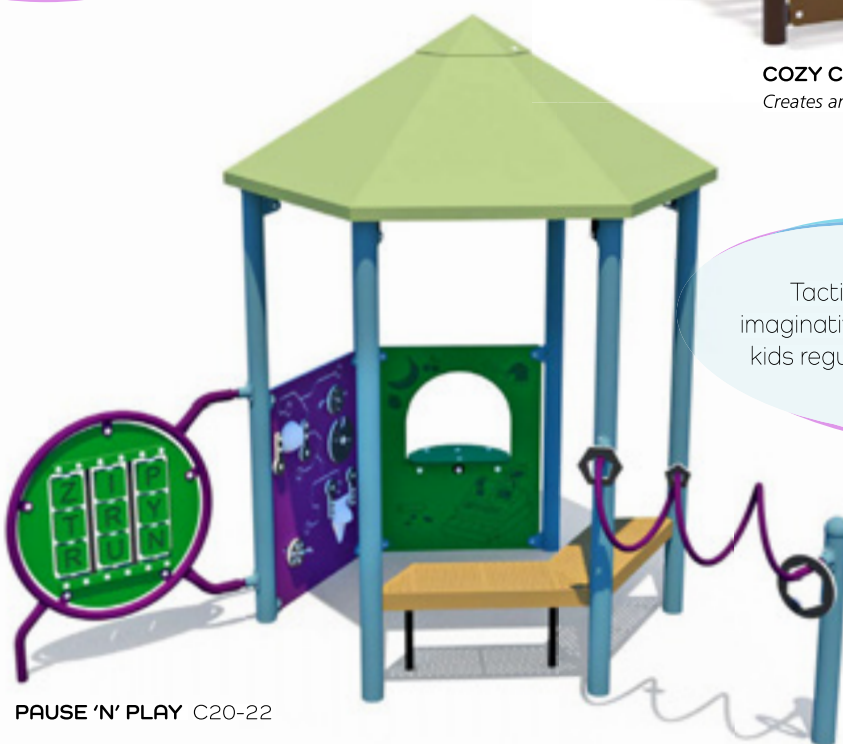
Cozy Zones

From the Cozy Cabin to the new Zen Den, our whimsical play houses are designed to foster imaginative role-play and create cozy zones for calmer activities.



COZY CABIN C14-25

Creates an inviting space for pretend play.



PAUSE 'N' PLAY C20-22

Tactile, cognitive and imaginative activities can help kids regulate their emotions.



Play houses invite children to engage in imaginative play and calming activities.

PLAY HOUSE C14-27



ZEN DEN C23-60

Features calming elements and fosters pretend play.



WACKY SHACK C14-28



CLOUD CHASER CN-30-11

Delight younger users with imaginative spring rides! Rocking movement provides sensory input which can help children to self-regulate.




DEXTER THE DRAGON CN-30-12



HORSEY CN-30-400B



TURTLE CN-30-2B



MALLARD CN-30-4B



MULTI-BOUNCE CN-29



CATERPILLAR CN-30-504B



SCHOOL BUS CN-30-511B

Available in various designs.



4-WAY BOUNCING TEETER CN-50-4



BOUNCING TEETER CN-50-2



WEEBLETOTTER CN-496



BUDDY BUS CN-443-00
Available in various designs.



DIGGER CN-71



TEETER TOTTER CN-49



- Create a more inclusive environment for all children by including a variety of ground level play.



TALK TUBES CN-516
Adds an inclusive auditory element to the play space.



IMPMOBILE CN-441
Designed for easy wheelchair transfer. Dual steering wheels promote parallel play.



PANDA BEAR CRAWL TUBE CN-61
Crawl tubes are portals to imaginative play and places to curl up and calm down. Available in various designs.



COZY CUBBY CN-927
A quiet place with fidget components to help children calm down and self-regulate.

Music for All

Ground-level music instruments provide sensory-rich play for all ages and abilities.

Inclusive Play



FLOWER COLLECTION



MUSHROOM ENSEMBLE



IMBARIMBA

Music instruments are not only fun, but stimulate the brain and foster multi-generational, co-operative play.



SERENADE



MUSIC TIME C22-34
Features Ratchet, Drums & Piano.




COMMUNICATION BOARD PS-200

Foster Communication

Designed in consultation with pediatric occupational therapists, our Communication Board makes playgrounds more inclusive for children who are non-verbal or who may have difficulty communicating when feeling overwhelmed.

Sensory Sand Play

Playing with sand is an engaging ground-level activity supplying tactile and sensory experiences for diverse ages and abilities.



SAND LAB CN-901

Promotes cooperation and parallel play as well as fine motor skills and experimentation.



ACCESSIBLE DIGGER CN-71W

Develops coordination and gross motor skills. Seatless design enables easy access.

Introducing... the all-new E-Z Seat!

Bring the thrill of motion to all abilities with the E-Z Seat! With its gentle recline, rubber belting and side rails, the E-Z Seat gives children with limited body control the support and comfort they need to spin and rock with ease. Designed in consultation with pediatric occupational therapists.



E-Z BOUNCE
CN-1017

The comfy E-Z Seat enables children with limited body control to spin and bounce with ease. Designed for easy wheelchair transfer and optional harness (shown below)



E-Z SPIN
CN-1018



WE ROCK E-Z CN-1016-4EZ

With four E-Z seats plus seating in the centre, kids of all ages and abilities can enjoy rocking together. Seat design enables easy access and wheelchair transfer. Also available with Bench Seat.



Engage All the Senses

Make your playground more inclusive by incorporating diverse forms of sensory play, from spinners and rockers to stimulate the vestibular senses to elements that engage the auditory, tactile and visual senses.



WE-SPIN CN-1014

Wide, gently concave design enables spinning while lying down for children with less body control. Height accommodates wheelchair transfer.



ROCKIN' FROG CN-27

Features a wide surface and handholds to accommodate diverse abilities. Designed for easy transfer.



RAINMAKER

Spin the wheel and dozens of tiny steel balls cascade through the maze, creating the soothing sound of rain.



HYBRID SWING U100L108

Available with various seat types to accommodate a wide range of abilities and ages.

Swings for All Abilities

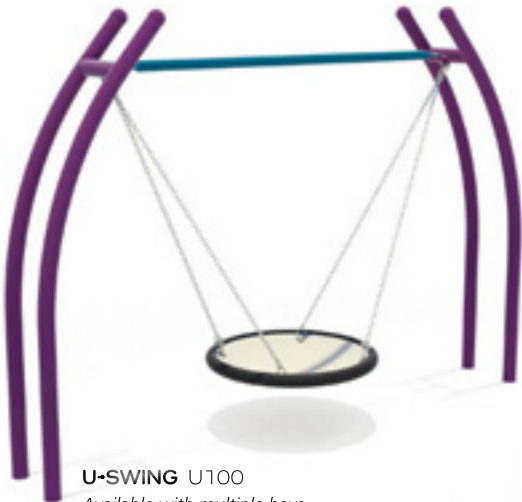
Swinging is not only exhilarating, but delivers huge developmental benefits for children of all ages and abilities. Including diverse swing types in your playground ensures that all children can enjoy this fun and rewarding activity.



U-SWAY CN-1002

Designed so children can lie on their tummies and sway gently back and forth. Helps to calm, self-soothe and self-regulate.

Swings



U-SWING U100
Available with multiple bays.



SINGLE LEG SWING*
L108 2.4m (8') high
L110 3.0m (10') high
Available with multiple bays.



ARCH SWING*
P108 2.4m (8') high
P110 3.0m (10') high
Available with multiple bays.

**Model numbers denote swing frames only. For seat and bearing hanger options, see page 108*

HEAVY-DUTY SWING*

2 Leg End	8' High	10' High
2-seat capacity	S1082	S1102
4-seat capacity	S2082	S2102
6-seat capacity	S3082	S3102
3 Leg End	8' High	10' High
2-seat capacity	S1083	S1103
4-seat capacity	S2083	S2103
6-seat capacity	S3083	S3103


*Available with larger capacities.
3-leg end also available at 12' height.*






Spinning Lights Up the Brain

Spinning enhances sensory stimulation and develops kinesthetic awareness as well as building strength and control. But best of all, it's fun!



OCEAN WAVE CN-754

Diverse ages and stages can sit or stand on this multi-user spinner. Designed for wheelchair transfer.



SATELLITE CN-751

This angled spinner delivers a challenging spinning experience for multiple users.



CRAZY CUP CN-491


Designed for solitary or cooperative play



CORKSCREW CN-753




Spinning invites both solitary and cooperative play as children take turns propelling each other.



LUNAR SCOOTER CN-258



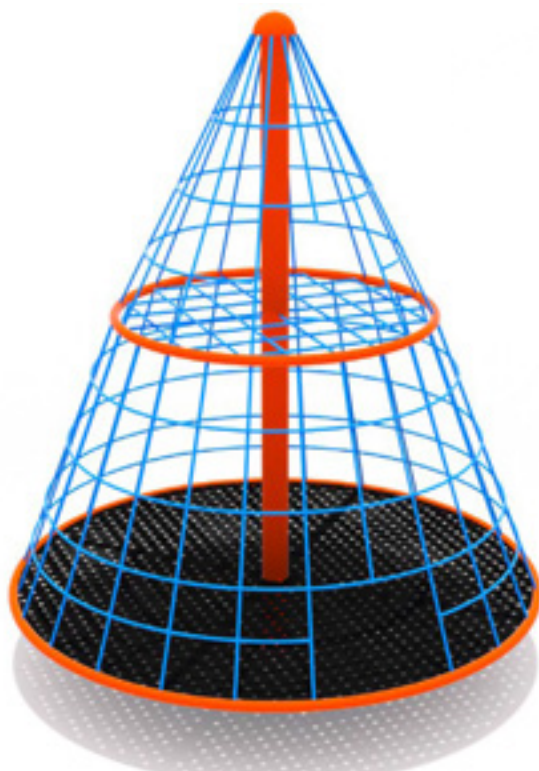
SPACE CAPSULE CN-520
Supplies hanging, spinning and perching play.



MERRY-GO-ROUND CN-252
This playground classic enables multiple children to enjoy the thrill of spinning together.



- Spinning allows children to
- experience shifts in their weight,
- develop balance and learn the
- cause and effects of motion.



APOLLO™ (WITH FLOOR) DX-2100-F
Available in various models.



GYRA CN-1013



GIANT STRIDE CN-755
Spinning meets upper body fun!



Deliver Challenge & Fun

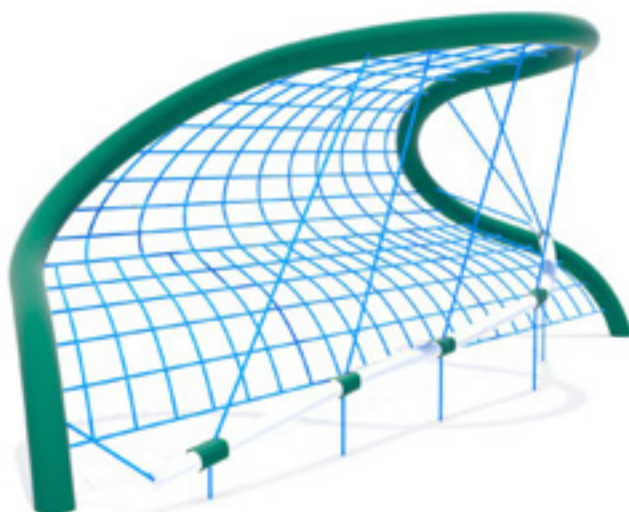
The dynamic nature of net climbers increases the challenge of climbing, allowing children to develop motor planning skills and explore new ways to move.



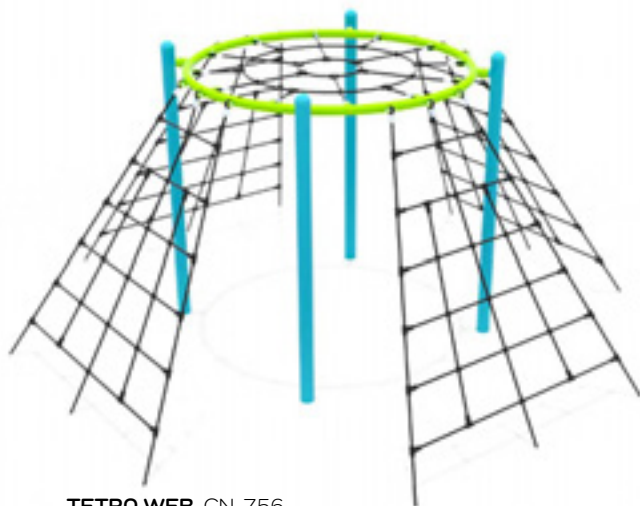
METEOR DX-802



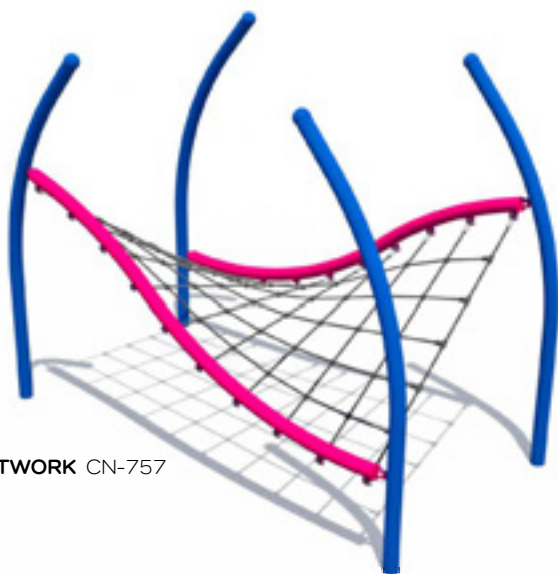
TWISTED TOWER CN-915



RIDING THE WAVE IM-1037



TETRA WEB CN-756



NETWORK CN-757



SPIDER WEBZ CN-1010



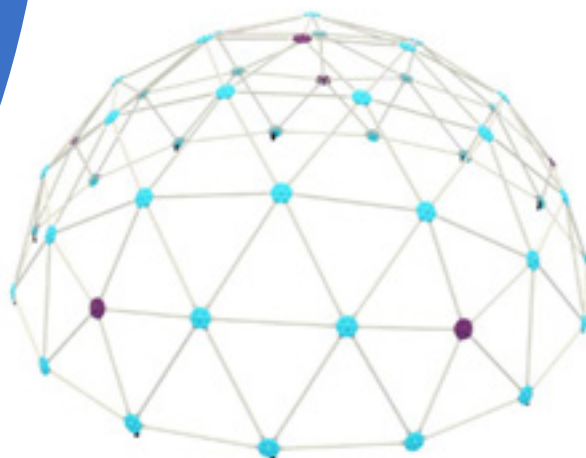
DREAM NET CN-473






So Many Ways to Climb

Incorporating diverse climbers into the play space invites various forms of movement, from climbing and scaling to scrambling and balancing. A fun way to develop strength, coordination and confidence!



GEO-DOME CN-417



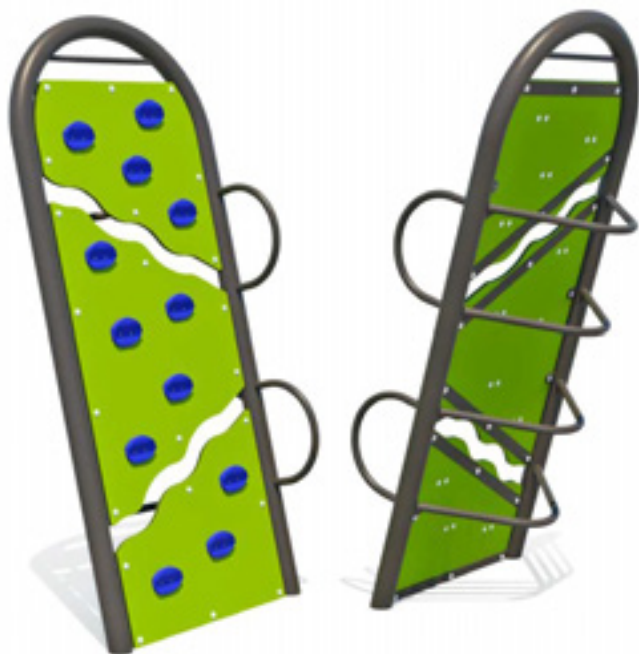
QUANTUM LEAP CN-1000



NUNATAK CN-530I-Y
Also available in other formats.



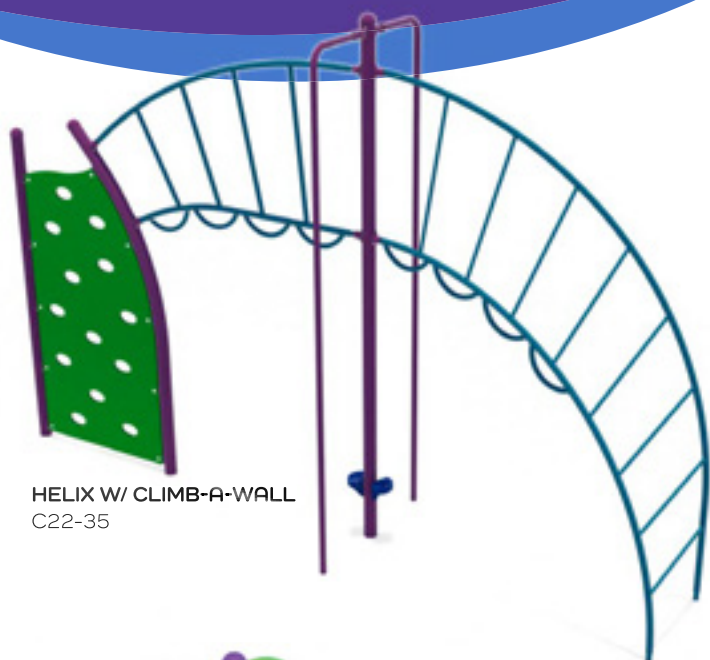
TRIPLE SWIRL CLIMB CN-537-3-A



MONKEY BOARDS CN-933-2




SUMMIT CN-923



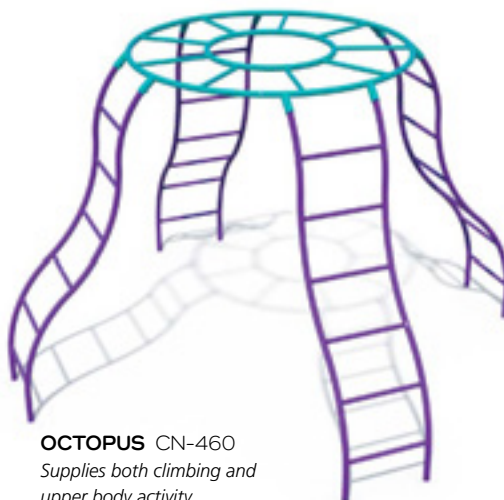
HELIX W/ CLIMB-A-WALL
C22-35



BAMBOO SHOOTS C23-61
*Moving from one pod to another
builds balance and coordination.*



RAINBOW CLIMB CN-934



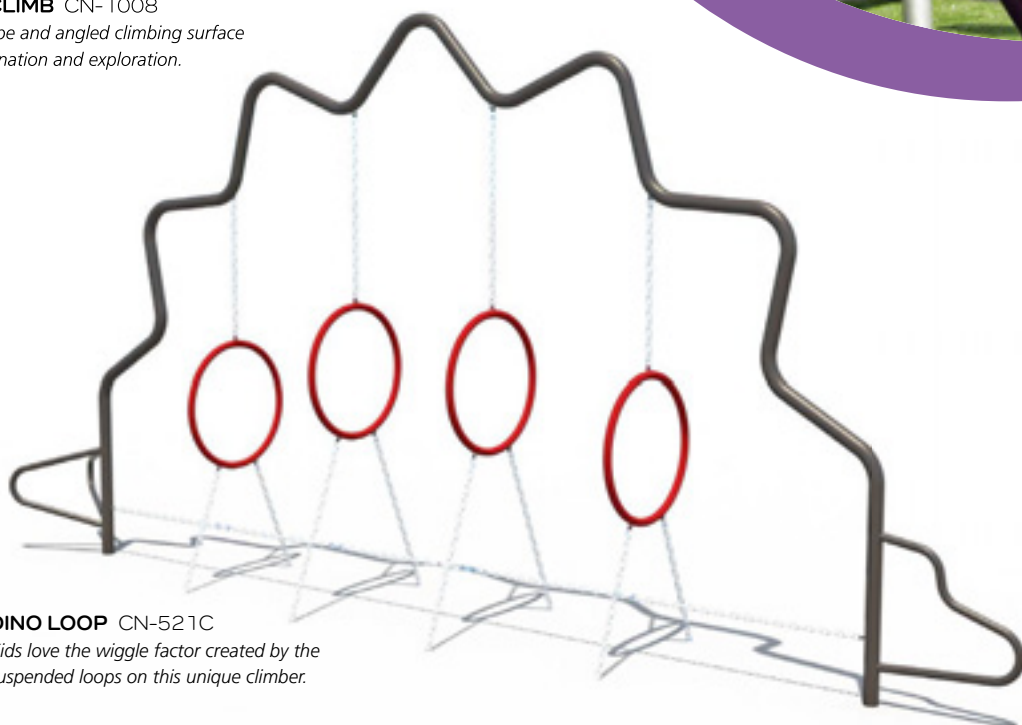
OCTOPUS CN-460
*Supplies both climbing and
upper body activity.*

- Challenge kids in fresh ways
- and work different muscle
- groups with diverse climbers,
- whether angled or vertical,
- featuring rungs, rope or chain.



QUARK CLIMB CN-1008

Unique shape and angled climbing surface spark imagination and exploration.



DINO LOOP CN-521C

Kids love the wiggle factor created by the suspended loops on this unique climber.



- Swinging from arm to
- arm—or brachiating—develops
- strength, coordination and
- kinesthetic awareness.
- And kids of all ages love it!



ROTATORS C23-62



XINO CN-472



DRAGON C22-36

Sliding Invigorates

Kids will climb virtually anything for the thrill of sliding back down. Sliding develops the vestibular system as well as strength and balance.



ELEPHANT CLIMB

CN-479-DD

Available with various slide types.



FREESTANDING SLIDES

Available in various configurations, with plastic or stainless steel.



EMBANKMENT SLIDES

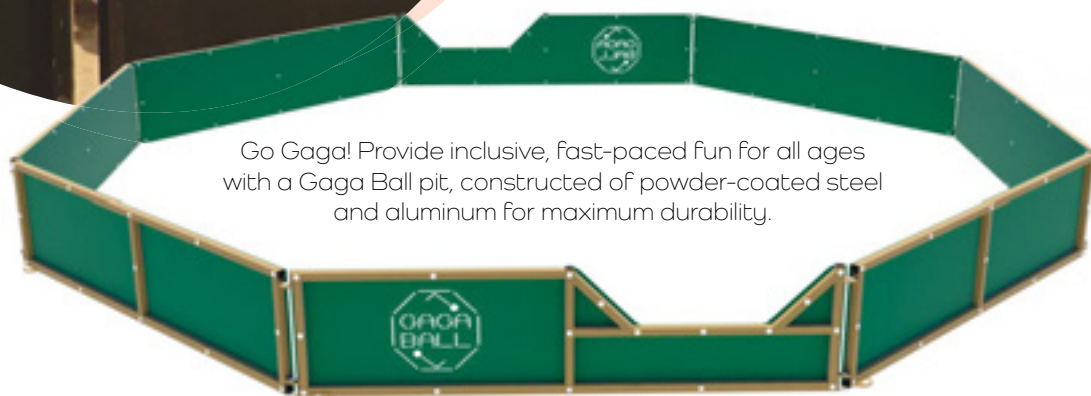
Available in various heights and configurations, in plastic or ultra-durable stainless steel.



Outdoor Games

From Gaga Ball to basketball, disc golf and more, outdoor games create a setting for physical activity, co-operation and teamwork.

For more Outdoor Game ideas, visit blueimp.com



Go Gaga! Provide inclusive, fast-paced fun for all ages with a Gaga Ball pit, constructed of powder-coated steel and aluminum for maximum durability.

GAGA BALL PIT



DISC GOLF



THREE POINTER



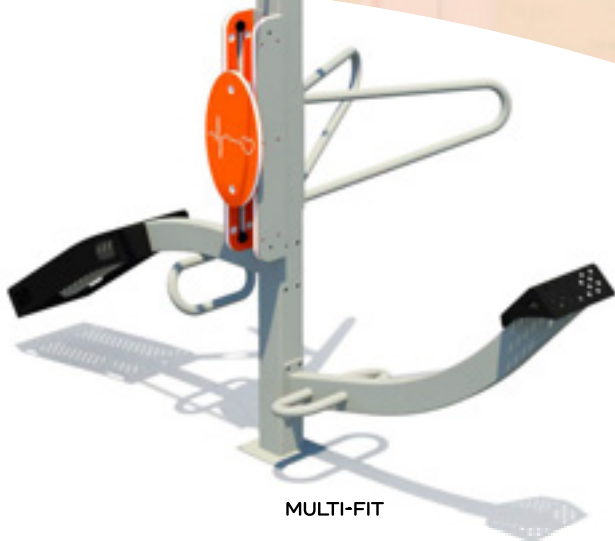
BASKETBALL GOALS



IMPulse

Designed in consultation with fitness experts, IMPulse Fitness Stations supply a fresh-air workout for diverse ages and skill levels. Designed and crafted in Canada for durable performance in weather extremes. Built-in instructional signage ensures safe and effective usage.

For more Outdoor Fitness ideas, visit blueimp.com



MULTI-FIT



DIP & PULL



WORKOUT WALL



WARM-UP STATION



Enhance Your Park

From shelters and seating to bike racks and campfire rings, Blue Imp site amenities are designed and crafted in Canada for optimal durability. A great way to enhance park spaces and encourage outdoor recreation.

**Find more Park Amenities
at blueimp.com**



SHELTERS & SEATING



TRASH/RECYCLE BINS



BIKE & SCOOTER RACKS



CAMPFIRE RINGS

Seating & More

From inviting Buddy Benches to park benches, tables and trash receptacles, Blue Imp offers an extensive range of site furniture in a wide array of styles, materials and colours. Durable designed to enhance any setting.



Find more at blueimp.com



Promote kindness and caring with an inviting Buddy Bench.



Find park furniture in a wide range of styles and materials, designed to enhance any space.



Swing Parts



INCLUSIVE SWING SEAT
Adaptive, full-body swing with armrests and footrest for comfort and security.
SP-533
SP-533JH *Optional fabric harness.*

- HOW TO ORDER YOUR SWING**
- 1. Choose the swing frame you prefer (see page 92).
 - 2. Choose types of seats & bearing hangers using the table below.
 - 3. Mix & match different seat types to accommodate all ages/abilities.
 - 4. Specify code and quantity for each seat/bearing hanger package.

Seat Type	With Regular Bearing Hanger	With Wrap-Free Bearing Hanger
Slash-Proof Belt	SRR	SRW
Soft-Edge	SSR	SSW
Slash-Proof Tot	STR	STW
Inclusive	SAR	SAW



SLASH-PROOF TOT SEAT
Slash-proof bonded rubber with steel fasteners.
SP-531



SLASH-PROOF BELT SEAT
Slash-proof bonded rubber with stainless steel grommets.
SP-526



SOFT-EDGE SEAT
Aluminum shell covered with resilient rubber.
SP-525



WRAP-FREE BEARING HANGER
Heavy-duty cast aluminum with a wide bearing surface.
SP-16 89mm (3-1/2")
SP-18 60mm (2-3/8")



REGULAR BEARING HANGER
Galvanized ductile iron. Comes with oil-infused bronze bushings.
SP-14 89mm (3-1/2") beam
SP-15 60mm (2-3/8") beam



HAMMERLOCK
Strong, maintenance-free galvanized steel connectors. A Blue Imp standard for added safety.
SP-541



SAFETY CHAIN
4/0 long link.
SP-529



REPLACEMENT SWIVEL
25mm (1") oil-infused bronze bushings.
SP-32



GALVANIZED S-HOOK
SP-535

Safety Surfacing

All playground equipment must be installed over resilient surfacing to help protect children from injury due to falls. In order to be effective, the surfacing must cover the complete protective zone for each playground structure. Depth required will depend on the type of surfacing used and the fall height of the equipment. Contact your Blue Imp representative to discuss options and requirements.

Safety surfacing types include:

- Poured-In-Place Rubber (PIP)
- Rubber Tile
- Artificial Turf
- Engineered Wood Fibre (EWF)
- Loose Fill (pea gravel & sand)

Border Timbers

Crafted of durable polyethylene, Blue Imp Border Timbers are easy to install, cost-effective, weather-resistant and maintenance-free.



BORDER TIMBER
BP-10



BORDER TIMBER ADAPTOR BP-09

- 1800mm (72") x 300mm (12") x 150mm (6")
- Includes two 20mm (3/4") x 760mm (30") galvanized stakes


Graffiti Remover



GRAFFITI REMOVER CP-27

Remove graffiti easily with GAT, a blend of powerful, biodegradable cleaning solvents. This industrial strength product is the fastest way to remove graffiti without the need for environmentally troublesome solvents.

Safety/Maintenance Kits



SAFETY INSPECTION KIT SP-21 *(not exactly as shown)*

Includes torso, head, finger probes, protrusion gauges, toggle with cord, and a handy carrying case.

MAINTENANCE KIT

To keep your Blue Imp play structure in tip top condition you will receive a 'care package' including hardware and specialty tools.

Formats



- Robust round steel support posts, 89mm (3.5") O.D.
- Clampless, tamper-resistant connection system with pre-drilled mounting holes for easy install



- Heavy-duty round steel support posts, 127mm (5") O.D.
- Clampless, tamper-resistant connection system with pre-drilled mounting holes for easy install
- Well-suited for high-use applications



- Robust curved steel support posts, 89mm (3.5") O.D.
- Clampless, tamper-resistant connection system
- Contemporary deckless designs ideal for older children

Material Specifications

Blue Imp equipment is built to last using superior materials and craftsmanship.

Posts: in-line galvanized steel with triple layer protection for maximum strength and corrosion resistance; lifetime warranty.

Hardware: tamper-resistant stainless steel for durability and safety; lifetime warranty.

Components & Rails: in-line galvanized steel tubing with UV-resistant polyester powder coating.

Finish: high performance, solvent-free polyester powder coating for UV and humidity resistance as well as maximum colour and gloss retention in weather extremes.

Platforms, Stairs & Bridges: one-piece perforated steel plate with a heavy-duty vinyl coating for durability and resilience; 8mm (5/16") perforations to minimize moisture and ice retention.

Stainless Steel Slides: bedway constructed of 1.65mm (16ga) stainless steel. Durable, vandal-resistant, static-free and 100% recyclable.

Plastic Slides: moulded from medium density, UV-inhibited, polyethylene resin. Double-walled with an average wall thickness of 8mm (5/16") for strength and safety.

Plastic Panels: 19mm (3/4") thick, high-density, UV-stabilized, extruded polyethylene sheet.

Rope/Net Components: 16mm (5/8") dia., constructed of 6 high-strength strands of steel wire and synthetic fibers, thermo-fix bonded over a 3-strand fiber core to form a durable yet flexible rope.

Rootz Wood-Look Slats: composite wood material with Solid Core technology for maximum durability and damage resistance.

Log & Rock Components: glass-fibre reinforced concrete (GFRC) for a realistic look and durable performance.

Industry Standards

Blue Imp is proactive in ensuring that our products meet or exceed industry guidelines and safety standards.

ISO 9001:2015 CERTIFIED

Blue Imp is proud to be ISO 9001:2015 certified. ISO 9001 is an internationally recognized quality management system standard which is used to audit Blue Imp's process for continual improvement.

IPEMA MEMBER

Blue Imp is a member in good standing of IPEMA, the International Play Equipment Manufacturers Association, a member-driven international trade organization which represents and promotes an open market for manufacturers of play equipment.



IPEMA CERTIFICATION

The International Play Equipment Manufacturers Association (IPEMA) provides a third-party certification to ensure product conformance to specific ASTM and/or CSA standards. Each product promoted here, if certified by IPEMA, includes the name and model number for you to search the IPEMA website for verification. To verify product certification, visit www.ipema.org and conduct a search.



To verify product certification, Visit www.ipema.org

CANADIAN STANDARDS ASSOCIATION (CSA)

Blue Imp products meet or exceed the standards set by the Canadian Standard Association. CSA is an independent organization whose mission is to develop standards that enhance public safety. For more information, refer to www.csa.ca.

Blue Imp Warranty

Having manufactured playground equipment for four generations, our mission remains to design and craft high-quality products that will stand the test of time.

LIFETIME WARRANTY

On all stainless steel hardware and steel support posts against structural failure due to corrosion or deterioration.

20-YEAR WARRANTY

On all stainless steel components against structural failure due to defective materials or workmanship.

15-YEAR WARRANTY

On all steel and aluminum components against structural failure due to defective materials or workmanship.

10-YEAR WARRANTY

On plastic slides and on vinyl-coated components against structural failure due to defective materials or workmanship.

5-YEAR WARRANTY

On plastic panels and composite recycled plastic/wood against defective materials other than normal wear and tear. On bearings against defective materials and workmanship. On GFRC (glass-fibre reinforced concrete) products against structural failure due to defective materials or workmanship (does not include hairline cracks, chips or colour variations). On cable/net components, cable joints and cable terminations against breakage (does not include fraying or cosmetic defects).

2-YEAR WARRANTY

On all acrylic, polycarbonate and rubber products; on Gaga Ball brackets and wood planks against structural failure due to defective materials or workmanship.

1-YEAR WARRANTY

On all other Blue Imp products not listed above.

Warranty is valid provided that the equipment is installed in accordance with manufacturer's specifications and all applicable standards and is used as intended. Warranty does not cover vandalism, misuse or normal wear and tear. Warranty claims are assessed based on the current warranty.

Polyester Powder Colours

Count on long-lasting vibrance with our super durable polyester powder coatings, formulated for maximum UV stability, fade resistance and gloss retention.



Panel Colours

Panels are constructed of UV-stabilized polyethylene sheet for long-lasting vibrant colour.
**Indicates that the opposite colour scheme is also available.*



Vinyl Colours

Our heavy-duty vinyl coating comes in four colours and is applied to platforms, steps and park furniture.



Colours shown may not accurately reflect actual colours.



COTTON CANDY

Colour the Fun!

At Blue Imp, we love having fun with colour! Choose one of our vibrant colour palettes or dream up a colour scheme of your very own.



KALEIDOSCOPE



MEADOW MIST



MANGO TANGO



STARBURST



NEON FIZZ



FIESTA



COSMIC



SANDSTONE



CEDAR LANE



Fun for all abilities.
Made in Canada!

Blue Imp
PLAY STRONG

blueimp.com | 1-800-661-1462

724 – 14th St. S.W. Medicine Hat, AB
Canada T1A 4V7

Blue Imp is a trademark of S.F. Scott Mfg. Co. Ltd. (est. 1917)