



Canada's original

As Canada's original playground manufacturer, Blue Imp has pioneered inspiring and enduring play equipment since 1917. Now in our fourth generation as a family-owned company, we proudly continue to empower today's generation with high-quality products that deliver long-lasting fun. At Blue Imp, it's all about playing strong!






Play starts here!

Ready for a new playground adventure? Dive into our product guide for inspiration! Whether your goal is to bring community together or challenge children to scale new heights, you'll find endless playground solutions that are thoughtfully designed to engage all ages and abilities, ignite imaginations and inspire outdoor fun. Let the fun begin!





Explore all kinds
of play ideas for
all kinds of kids!

[Inclusive Play | Pg 07](#)

[School-Aged Play | Pg 23](#)

[Nature-Inspired | Pg 31](#)

[Themed Play | Pg 39](#)

[Circuits & Courses | Pg 45](#)

[Sky-Play Towers | Pg 51](#)

[Small Spaces | Pg 55](#)

[Calm Zones | Pg 59](#)

[Pre-School Play | Pg 63](#)

[Freestanding Fun | Pg 67](#)

[Site Amenities | Pg 77](#)

[Warranty | Pg 87](#)





thrills

Zoomerang


Kids will be lining up to ride this two-way, track-style zipline. Designed to deliver thrills for diverse ages and abilities. See p.69 for more!



adventure

Triple Peak

Peak-shaped nets at various heights beckon adventurers to scramble up and perch atop the rubber-belted summits. Spacious area beneath the peaks enables ground-level play. See p.73!



New & now!

Knowing children love a challenge, we are delighted to unveil the Zoomerang, Triple Peak and Ninja Wall. Three exciting new products designed to deliver thrills, test skills and inspire kids to go out and play!

challenge

Ninja Wall

This vertical challenge invites kids to put their agility to the test as they attempt to scale the steep wall. Four handholds and a handle at the top help budding ninjas get all the way to the top. See p.72!





Inclusive Play Means Fun for All

Inclusive playgrounds are about making playtime awesome for every child. From creating barrier-free access to providing rewarding activities for various special needs and diverse skill levels, a well-designed inclusive playground is a place where every child can share in the joy and excitement of outdoor play.







Activate the Senses

The On-A-Roll stimulates the senses through deep pressure and tactile feedback. Gliding across the rollers creates proprioceptive input and a calming sensory experience which is especially beneficial for children with sensory processing disorders.

ON-A-ROLL ROLLER TABLE
CN-1019



ARCH HYBRID SWING
U100P108

This inclusive swing serves diverse abilities, ages & stages.



Spinning Fun for All Abilities!

Designed for seamless access, the All-Around offers an inclusive spinning experience for users of all abilities, including those with mobility aids. Its spacious design and ample seating enable everyone to share the joy of spinning together.



ALL-AROUND CN-250

A fully inclusive multi-user spinning experience.





WE-SPIN CN-1014

Wider, gently rounded surface makes it easy to get in and out and lets users sit or lie back while spinning. Designed for easy wheelchair transfer.



InclusivePlay

U-SWAY CN-1002

Swaying gently while on their tummies can help children to self-regulate.



COMMUNICATION BOARD PS-200

Make playgrounds more inclusive for children who are non-verbal or have difficulty communicating.






WE ROCK E-Z CN-1016-2EZ
Multi-user, multi-ability rocker with adaptive E-Z seats fosters cooperative play.



WE ROCK E-Z CN-1016-4EZ



E-Z BOUNCE
CN-1017



E-Z SPIN
CN-1018

E-Z Seat Enables Spinning & Rocking for All Abilities

Featured on the We Rock E-Z, the E-Z Spin and the E-Z Bounce, the adaptive E-Z Seat enables kids with limited body control enjoy the thrill of motion. Supportive seat with rubber belting and gripping bars at wheelchair transfer height.

Available with Harness: SP-544H



Canmore Lions

From the wheelchair-accessible merry-go-round and diverse ground-level play to the exciting tower structure, this inclusive playscape supplies rewarding play experiences for all abilities, ages and stages.

C24-01

18mo - 12yr

37.1m x 17.8m (122' x 59')

ANNEX H

Easy Access
Ground-Level Play





Wheelchair-Accessible
Tippy Canoe

Barrier-Free
Merry-Go-Round

Spinner with
Adaptive E-Z Seat





Seaforth

From the universal merry-go-round to the challenging upper body circuit, this inclusive playground delivers fun for all.

C25-01

5 - 12yr

20.0m x 26.0m (66' x 86')



Dual Wheelchair Ramps
for Easy Access & Egress

Barrier-Free
Spinning for All



Challenging
Upper Body Fun

Ground-Level
Hanging Activity





Inclusive All-Around
Merry-Go-Round

Wheelchair Playable
Bouncing Chuckwagon

Cozy Retreat for Quieter
& Calming Activities





Mount Nelson

Wheelchair-accessible fun meets challenging climbing adventures in this inclusive, nature-inspired playground.

C25-02

18mo - 12yr

12.1m x 30.1m (40' x 102')





Upper Body Action
for All Abilities

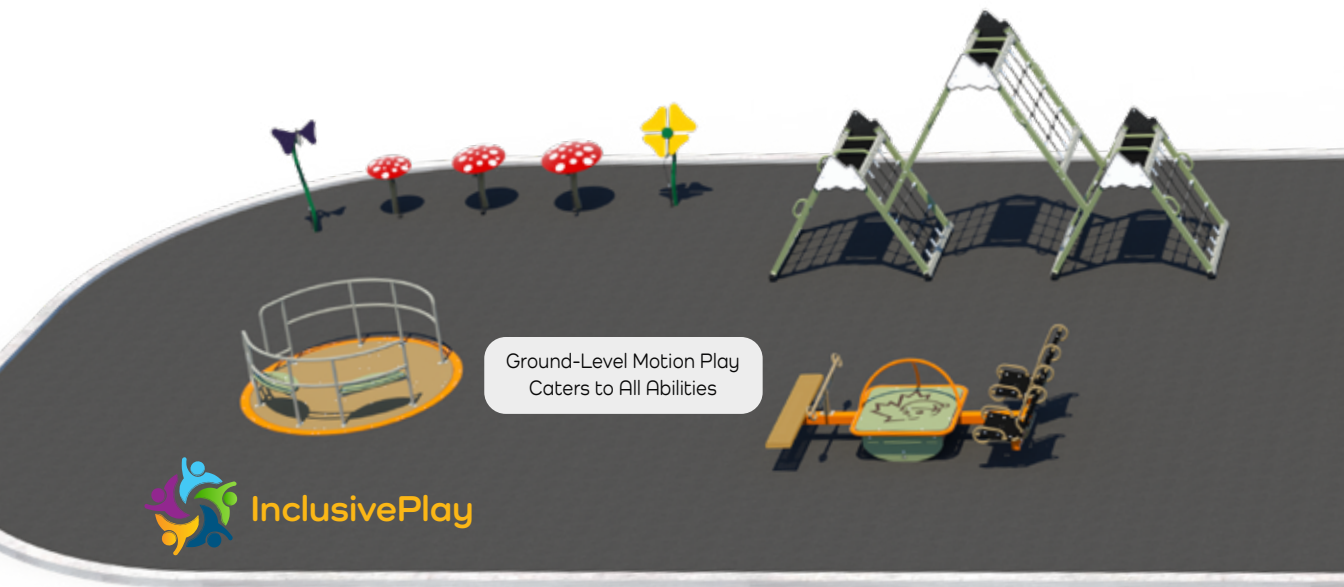


Intrepid



Intrepid	C23-03	5 - 12yr	13.8 x 19.0 (46' x 63')	ANNEX H 
Harmony Hollow	C25-03	5 - 12yr	30.2m x 10.0m (99' x 33')	ANNEX H 

Harmony Hollow





Ensemble	C24-05	18m - 12yr	16.1m x 14.9m (53' x 49')	ANNEX H 
----------	--------	------------	---------------------------	---

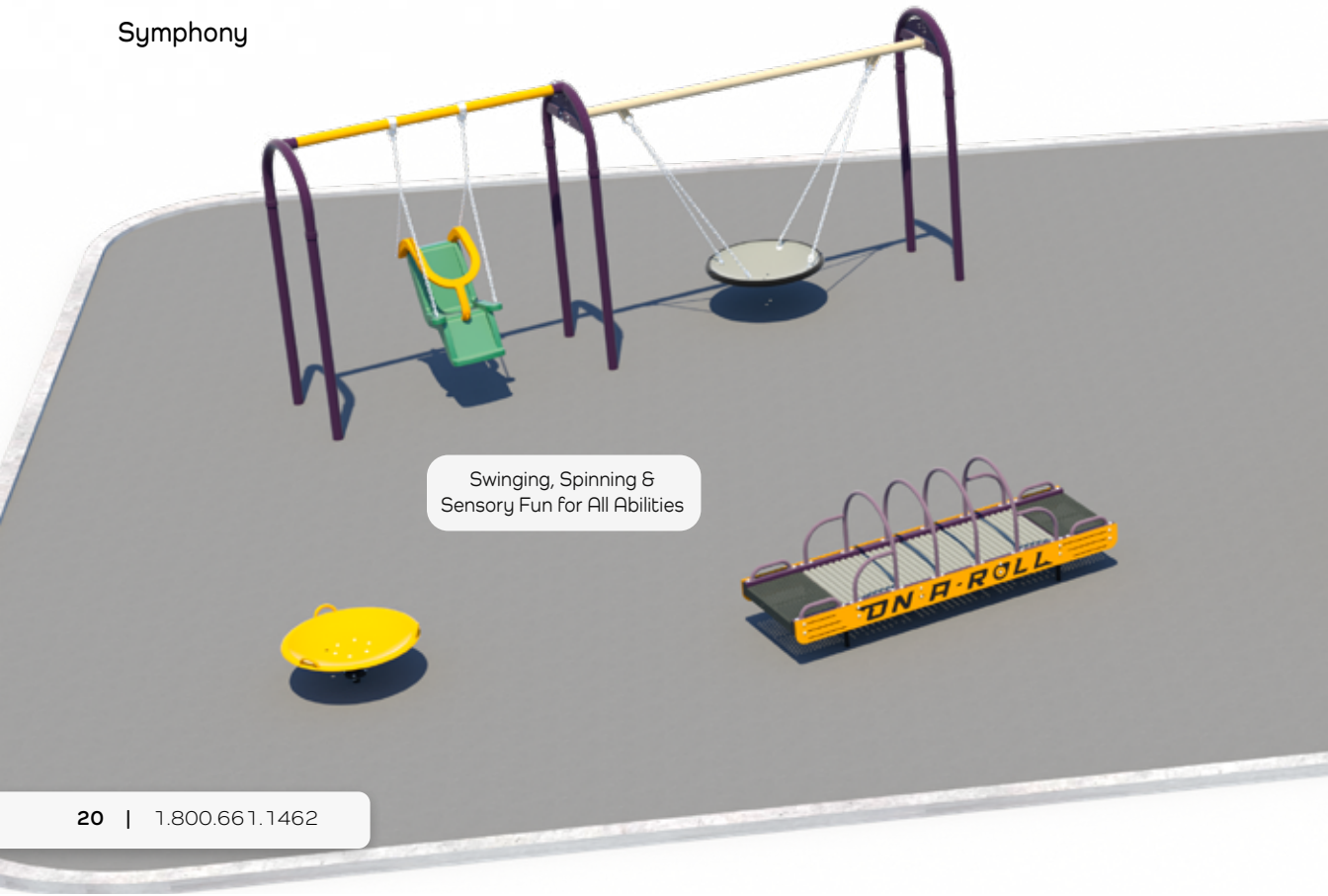


Transcend



Transcend	C23-04	18mo - 12yr	12.5m x 16.1m (41' x 53')	ANNEX H 
Symphony	C25-04	5 - 12yr	23.8m x 12.9m (78' x 43')	ANNEX H 

Symphony





Aspire	C23-06	5 - 12yr	14.1m x 11.1m (47' x 37')	ANNEX 
--------	--------	----------	---------------------------	--





Deep Cove

This double-decker design features zippy slides, an extensive agility circuit and the exciting Ninja Wall.

Exciting Ideas for School-Aged Play

A well-designed playground for school ages caters to a wide range of developmental stages with diverse activities to foster physical literacy, social interaction and sensory play. Including various ground-level and accessible equipment ensures that all children can have fun.



Quake Quest

This well-rounded school playground abounds with challenging climbing and exciting sliding fun.

C24-06

5 - 12yr

16.8m x 14.5m (55' x 48')

Freestanding items not included.

Cater to All Ages and Stages with
Overheads at Differing Heights





Earthquake Net Climber Creates
Challenging Clambering Fun



Whitewood

Wheelchair playable fun meets exciting slides and climbing adventures in this comprehensive school design.

C25-06

5 - 12yr

17.9m x 17.7m (59' x 58')



Overhead Circuit for
Brachiating Action



Wheelchair-Playable
Sensory Fun

Exciting Slides at
Varying Heights



Tectonic




Tectonic	C24-08	5 - 12yr	13.1m x 15.9m (43' x 52')	—
Mayfair	C25-07	5 - 12yr	12.5m x 21.1m (41' x 70')	ANNEX H 

Mayfair



Octane

School-Aged Play



Octane	C25-08	5 - 12yr	16.1m x 12.8m (53' x 42')
Calypso	C25-09	5 - 12yr	11.0m x 19.5m (36' x 64')

Calypso





Woodland Wonder

Vibrant pops of butterflies, toadstools and flowers add to the fun on this multi-faceted playground.

Explore Our Woodsy Nature-Inspired Designs!

Inspire young adventurers right in their own neighbourhoods with our nature-inspired Rootz Series. From rugged log features to woodsy planks and whimsical accents, Rootz playgrounds deliver huge play value with a myriad of activities, textures and sensations.





Aspen Woods


Nature meets nurture in this multi-faceted woodsy play space. Designed to maximize play value for diverse ages and stages.

C24-11

18mo - 12yr


15.0m x 21.3m (50' x 70')

Climbers with Diverse Materials
Add Challenge & Variety



Rugged and Realistic Elements
Spark Exploration





Log Steps Invite Kids to
Test their Balance



Wildberry Ridge



Wildberry Ridge	C25-10	5 - 12yr	13.5m x 13.2m (45' x 44')
Forester	C23-25	18mo - 12yr	11.9m x 10.8m (39' x 36')

Forester



Kodiak Trail

Nature-Inspired



Kodiak Trail

C25-11

18mo - 12yr

12.0m x 14.0m (40' x 46')

ANNEX H 





Nurture with Nature

Spark imaginations and create a woodsy vibe with our Rootz Series, featuring earthy elements and nature-inspired details.




**STRATO ROCK
WITH SLIDE**



LOG STEPPERS



TOADSTOOL SEATS



LEDGE ROCKS WITH SPIDER WEB ROPE LINK



COZY CABIN

Available in various configurations.



Nature-Inspired

Logs, tree trunks and boulders are crafted of GFRC (glass fibre reinforced concrete) for a realistic look and rugged durability.



TRIPLE TREETOP CLIMB



BIG OAK



HOLLOW LOG CRAWL

Ignite Imaginations with **Themed Play**

Connect to the setting and create a unique play space with a custom theme! From farm-inspired fun to pirate ships, trains and beyond, themed playgrounds spark imagination, encourage exploration and foster interaction.



Farmhouse Fun

Farm-inspired play meets custom detailing in this fitting design for a unique setting.

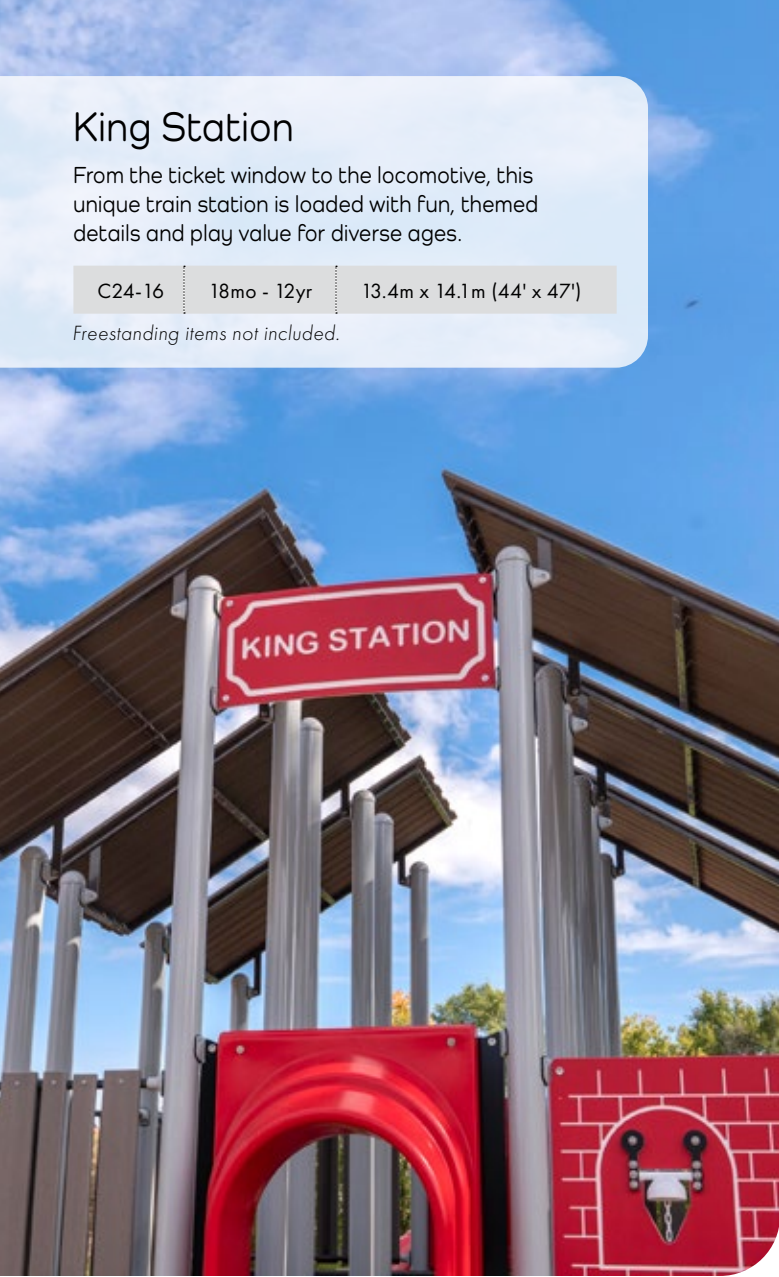


King Station

From the ticket window to the locomotive, this unique train station is loaded with fun, themed details and play value for diverse ages.

C24-16	18mo - 12yr	13.4m x 14.1m (44' x 47')
--------	-------------	---------------------------

Freestanding items not included.





Tiny Town

Add our solar-powered Night Light to deter unwanted activity after hours.



Tiny Town	C23-26	18mo - 12yr	12.7m x 9.8m (42' x 33')
Adventure Galley	C24-18	5 - 12yr	15.0m x 11.5m (49' x 38')

Adventure Galley





Sportzone	C25-12	18mo - 12yr	10.7m x 13.5m (36' X 44')
Barnyard Bliss	C25-13	18mo - 12yr	9.5m x 15.6m (32' X 52')

Barnyard Bliss



Make Fitness Fun with Circuits & Courses

Ideal for older children, agility circuits and obstacle courses motivate kids to challenge themselves and build strength, coordination and confidence. Well-designed courses feature climbing walls, balancing elements and upper body events intended to help kids develop physical literacy while having fun.



Conquest

From the Ninja Wall to the Spider Webz, this Blue-Kour obstacle course features diverse climbing and agility challenges.







Pivot

This vibrant and compact agility circuit delivers non-stop action with its interlinked climbing, hanging and balancing elements.

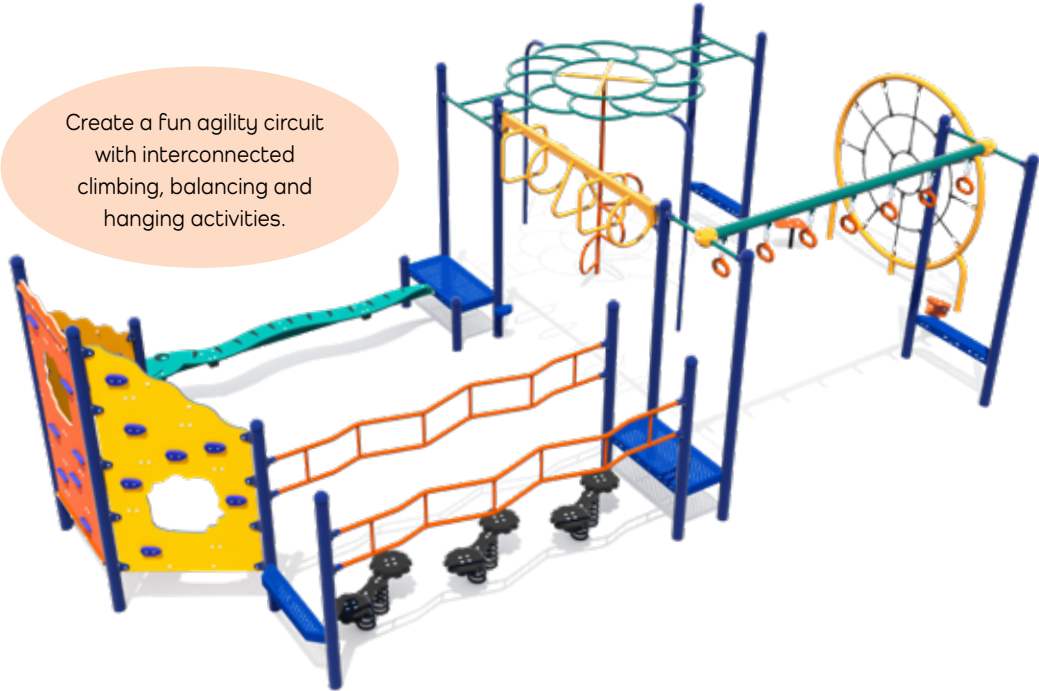
C25-15	5 - 12yr	10.8m x 10.0m (36' x 33')
--------	----------	---------------------------





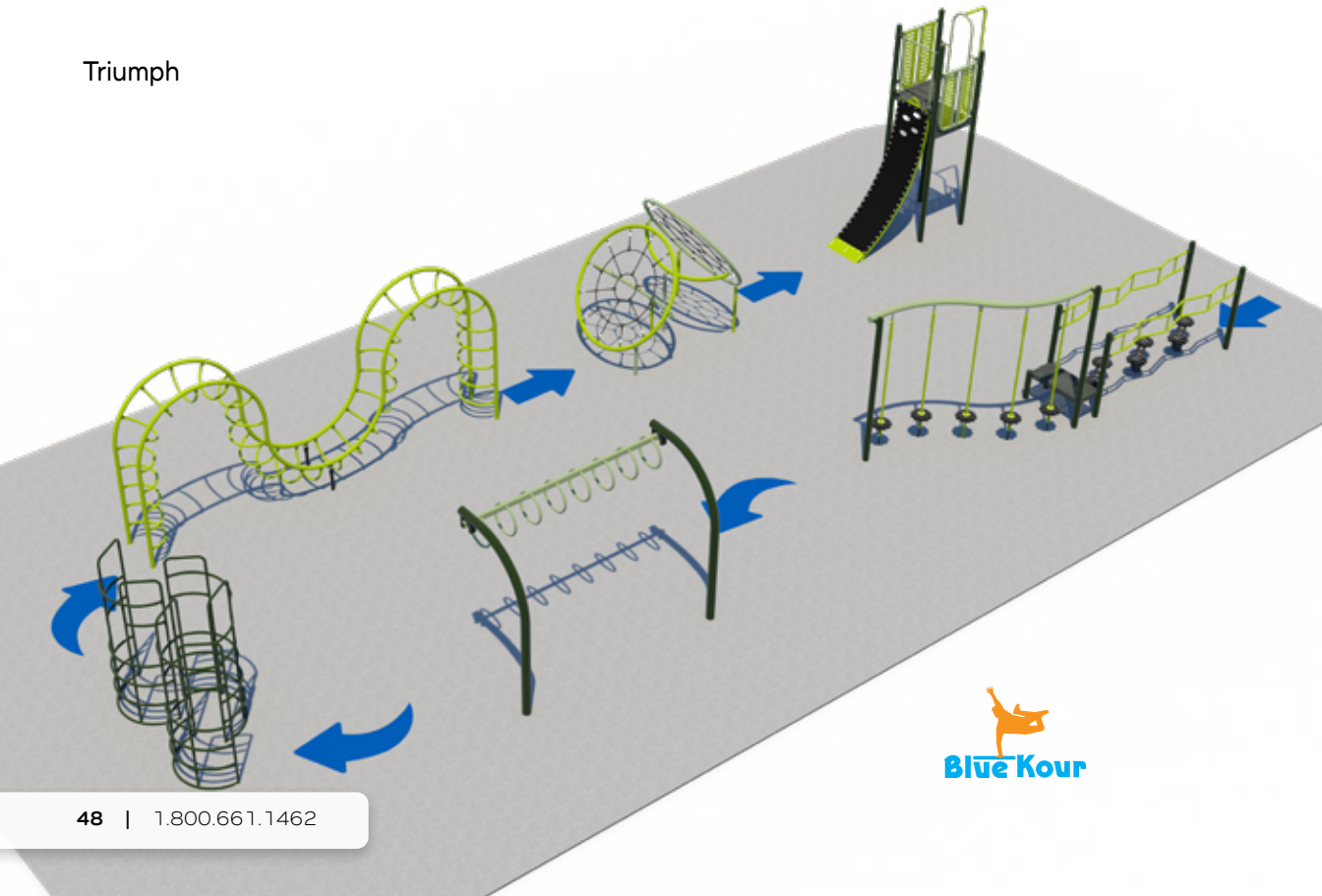
Circuit design promotes continuous movement and motor planning.

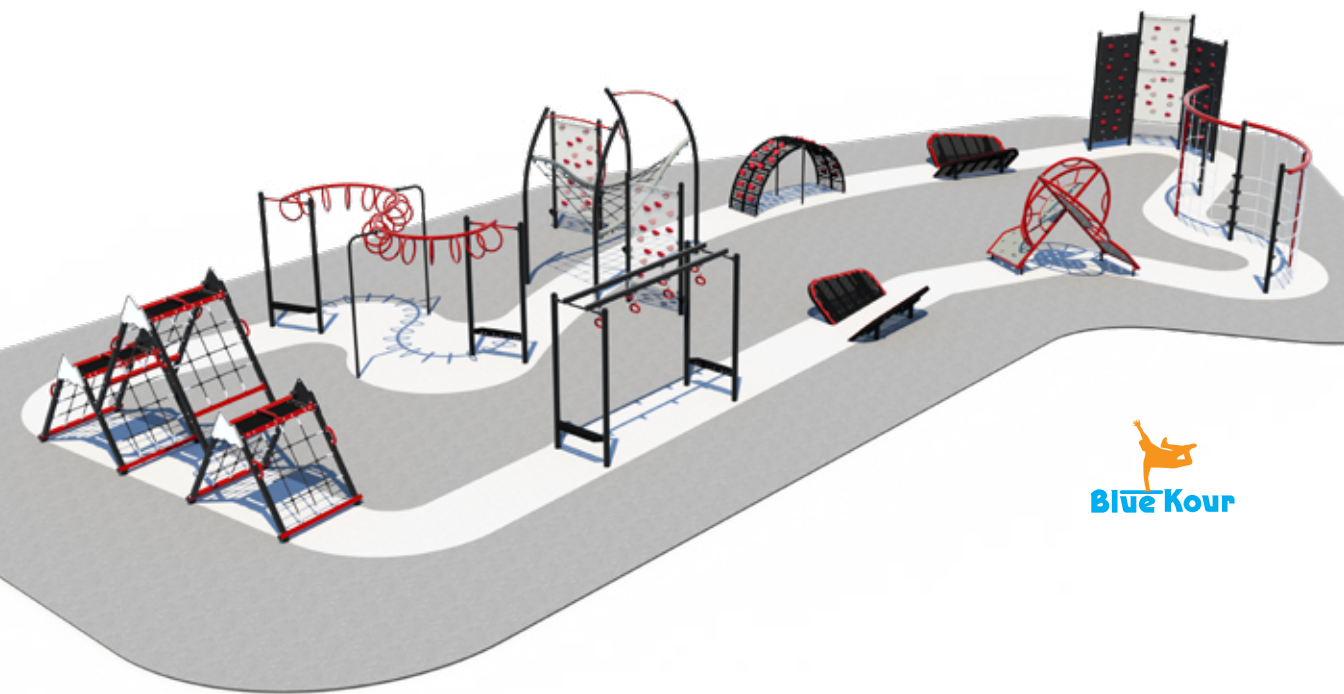
Pathfinder



Pathfinder	C23-33	5 - 12yr	12.2m x 9.0m (40' x 30')
Triumph	C24-23	5 - 12yr	20.8m x 10.5m (69' x 35')

Triumph





Quest	C23-37	5 - 12yr	30.2m x 14.1m (99' x 47')
Velocity	C24-21	5 - 12yr	14.1m x 12.4m (46' x 41')

Velocity



Aim High with Sky-Play Towers

Kids can conquer new heights with our imposing Sky-Play towers!

These lofty, multi-level designs feature exciting climbers, thrilling slides, cool lookouts and fun discoveries at every level.

SkyRise

SKY-PLAY

Myriad accessible activities plus easy-access stairs make this tower playable for diverse abilities.

C24-24

5 - 12yr

22.0m x 18.3m (73' x 60')



Freestanding items not included.



Skywalker



Skywalker	C23-41	5 - 12yr	12.2m x 14.9m (40' x 49')
Skyful	C23-44	5 - 12yr	15.6m x 10.4m (52' x 34')

Skyful



Skyseeker



Skyseeker	C23-43	5 - 12yr	19.9m x 17.0m (66' x 56')	—
Skyline	C23-42	5 - 12yr	12.4m x 11.0m (41' x 37')	ANNEX H 

Skyline



Ground-level activities, a transfer station and easy-access stairs to the lower level make this tower Annex H compliant.

Make the Most of Small Spaces

Small-space structures maximize fun and functionality within a limited footprint. Vertical or compact designs save space while ground-level activities and accents such as toppers add play value and appeal without using more space.



Butterfly Grove

From the boulder and slides to the butterfly-themed play panels and leaf roofs, this compact design maximizes play value and delights all ages.



Funshine



Funshine	C25-16	5 - 12yr	12.2m x 10.9m (41' x 36')
Vibe	C23-50	18mo - 12yr	8.9m x 9.1m (30' x 30')

Vibe



Orion

Small Spaces



Orion	C23-49	5 - 12yr	8.9m x 10.4m (30' x 34')
Pixie	C25-17	18mo - 12yr	10.8m x 10.1m (36' x 34')

Pixie

Compact designs deliver big play value in a small footprint.





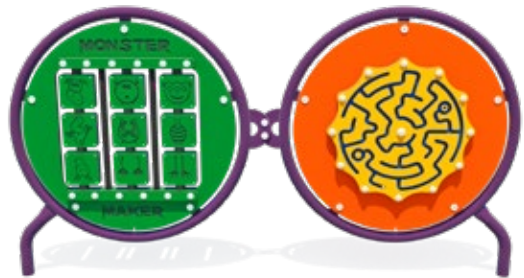
COZY CORNER C24-28

Features tactile fidgets, sensory fun, and a place to curl up.



ZEN DEN C23-60

Invites make-believe and social interaction as well as solo play.



PLAY-O DUO C25-18

*Absorbing activities at ground-level.
Available in various combinations*



PUZZLE N' PLAY C25-19


Endless variations available for accessible, calming activities.



HAPPY HIVE C24-29

Take a Break with Calm Zones


Calm zones are relaxing spaces designed to offer a break from active play. Situated away from the main play area, these inviting spots feature sensory activities, fidgets and finger puzzles to help kids self-regulate, engage in solo play, or explore pretend play.



NIFTY NOOK S23-02



All Abilities & Ages Enjoy
Creating Harmonious Sounds



FLOWER COLLECTION

Create a harmonious sound garden where every petal has a different tone.



MUSHROOM ENSEMBLE

Charming design produces a resounding gong when struck.

Outdoor musical instruments supply a calming, sensory-rich activity for solo play or group interaction.



SERENADE

All can play using the colour-coded chimes and built-in songbook.



IMBARIMBA

Stainless resonators deliver the rich sound of a wooden instrument.

The Rainmaker creates the soothing sound of rain as dozens of tiny balls cascade through the maze.



ROCKIN' FROG CN-27

Rocking gently can help children to self-regulate.



DIGGER CN-71

Promotes calm as kids focus on digging and dumping. Accessible design available: CN-71W



COZY CUBBY CN-927

A special space with fidget components so kids can curl up and calm down.



SAND LAB CN-901

Sand play can be very calming as it engages the senses and fosters creativity.

Delight Little Ones with **Pre-School Play**

Preschool playgrounds are vibrant, engaging structures, thoughtfully designed to capture young imaginations and set the stage for age-appropriate play.

Diverse climbers and slides foster physical exploration while interactive panels invite sensory discovery and pretend play.

Horner Park

Deliver loads of physical and sensory play for little ones of all ages with this delightful design.

C22-28

18mo - 5yr

13.6m x 10.8m (45' x 36')



Freestanding items not included.



Cricket




Cricket	C23-55	18mo - 5yr	7.8m x 9.8m (26' x 33')
Piper	C23-57	18mo - 5yr	8.3m x 11.5m (28' x 38')

Piper



A well-designed preschool playground blends safety, imaginative play and age-appropriate challenges.



Glee	C25-20	18mo - 5yr	10.1m x 8.3m (34' x 28')
Sprout	C25-21	18mo - 5yr	12.1m x 10.1m (40' x 33')





WeePlay Series

Our WeePlay Series is designed for wee ones aged 6-23 months to explore and learn through age-appropriate play. Diverse physical, sensory and cognitive activities help develop the whole child.



WEE NOOK C25-22



WEE GROVE C24-31



WEE ADVENTURE
C24-32



ZOOMERANG

Add Versatility with Freestanding Fun

Bring motion and variety to the playground with our exciting freestanding equipment. From ziplines, swings, spinners and bouncers to climbers and more, these stand-alone pieces complement larger structures or shine solo in smaller play areas.



ZOOMERANG CN-1020-60

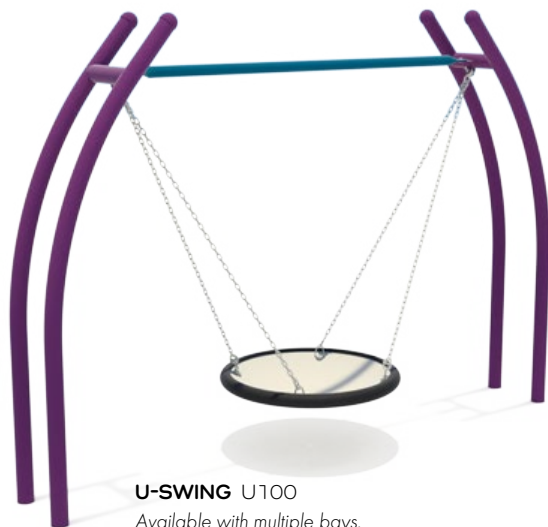
Available in 40ft, 50ft & 60ft lengths.
Also available in double or triple configurations.

Ride the ZOOMERANG!

Bring the thrill of ziplining to the playground with the exciting ZOOMERANG! Kids of all ages will be lining up to ride this two-way, track-style zipline. The ZOOMERANG runs up to 60' in both directions for maximum play value. Inclined ramps provide easy access and the rubber seat suspended by rubber-coated chain offers a secure grip.







*Model numbers denote swing frames only. For seat and bearing hanger options, see page 86.

HEAVY-DUTY SWING*

2 Leg End	8' High	10' High
2-seat capacity	S1082	S1102
4-seat capacity	S2082	S2102
6-seat capacity	S3082	S3102
3 Leg End	8' High	10' High
2-seat capacity	S1083	S1103
4-seat capacity	S2083	S2103
6-seat capacity	S3083	S3103

Available with larger capacities.
3-leg end also available at 12' height.




Freestanding Fun



OCEAN WAVE CN-754

Kids of diverse ages can sit or stand on this popular, multi-user spinner. Designed at wheelchair transfer height.



SATELLITE CN-751

This angled spinner delivers a challenging spinning experience for multiple users.



LUNAR SCOOTER CN-258



GYRA CN-1013



GIANT STRIDE CN-755

Spinning meets upper body fun!



CRAZY CUP CN-491

Spinning delights all ages and stages, while delivering sensory input and developing spatial awareness. Fosters both solitary and cooperative play.



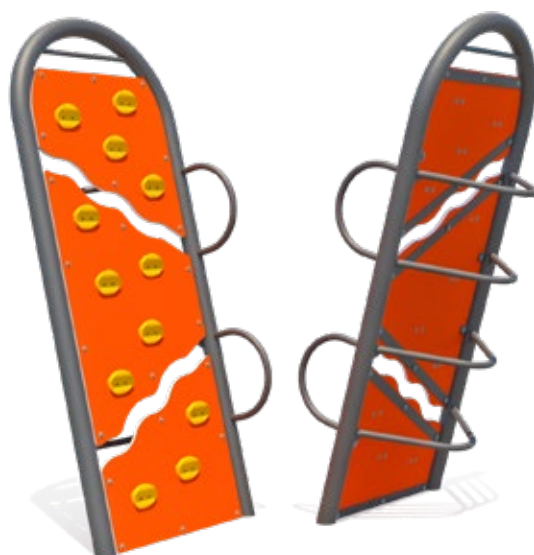
NINJA WALL W/ FIREMAN'S POLE C25-23

Conquer the challenging Ninja Wall before zooming down the Fireman's Pole.

Vertical and angled climbing surfaces create physical challenges that demand agility and motor planning.



QUARK CLIMB CN-1008



MONKEY BOARDS CN-933-2




SPIDER WEBZ CN-1010




Net-based climbers are dynamic and responsive, challenging kids' balance and coordination with each step.



TWISTED TOWER CN-915

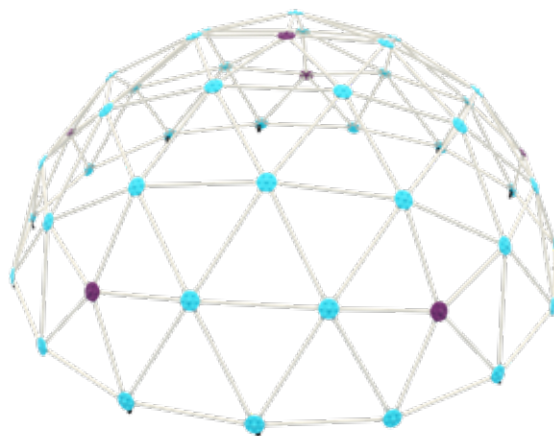


NETWORK CN-757



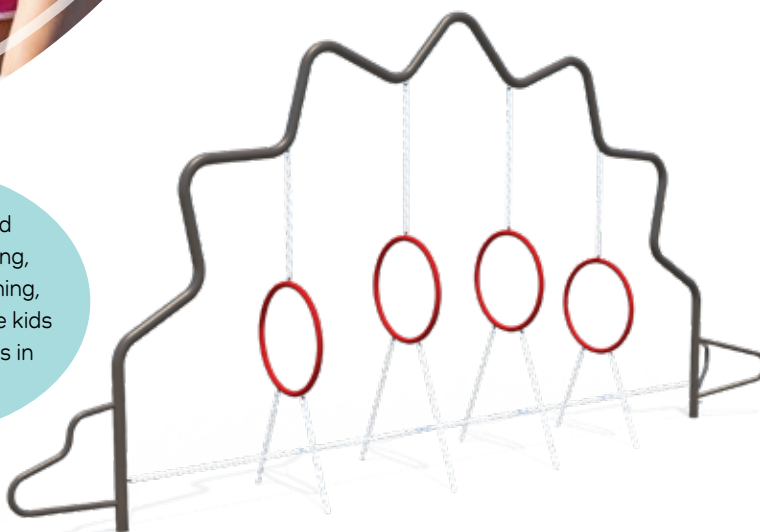
TRIPLE PEAK CN-1022

This showy, multi-texture climber invites clambering, hanging & perching. Also available as Lone Peak CN-1023



GEO-DOME CN-417

From climbing and clambering to scaling, balancing and reaching, diverse climbers invite kids to move their bodies in different ways.



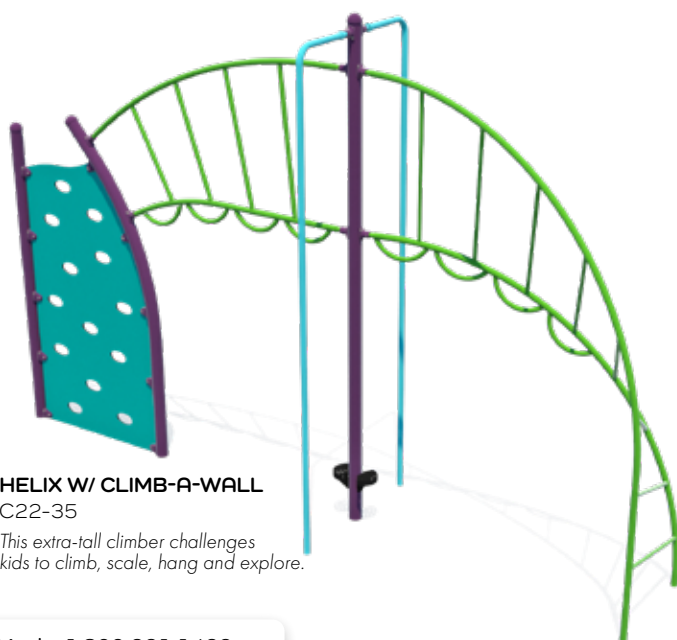
DINO LOOP CN-521C

Kids love the wiggle factor created by the suspended loops on this unique climber.



NUNATAK CN-530I-Y

Available in other configurations.



HELIX W/ CLIMB-A-WALL
C22-35

This extra-tall climber challenges kids to climb, scale, hang and explore.

Sliding sparks joy
for all ages while developing core
strength, balance, proprioception
and spatial awareness.

Freestanding Fun



ELEPHANT CLIMB

CN-479-DD

Available with various slide types.



FREESTANDING SLIDES

Available in various configurations,
with plastic or stainless steel.



EMBANKMENT SLIDES

Various heights & configurations available
to suit your site.



Children of all ages enjoy the sensation of rocking and bouncing which develop balance and can help children to self-regulate.



CATERPILLAR CN-30-504B

Available in various designs.



SCHOOL BUS CN-30-511B



HORSEY CN-30-400B



MULTI-BOUNCE CN-29



DEXTER THE DRAGON CN-30-12



4-WAY BOUNCING TEETER CN-50-4



WEEBLETOTTER CN-496



Enhance Outdoor Spaces with **Site Amenities**

Create community and enhance both parks and urban settings with our premium site amenities, including park furniture, fitness stations, bike racks, shade structures and more. Proudly designed and crafted in Canada for durable performance.



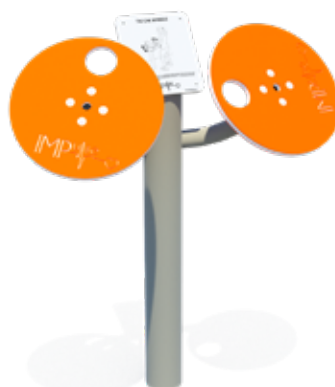
DIP N' PULL C19-26

Builds upper body strength & stamina.




LOWER BODY COMBO FT-8021

Builds strength through walking, step aerobics or plyo jumps.



TAI CHI WHEELS FT-8039

Targets mobility in upper arms & shoulders.



PUSH-UP / REVERSE PUSH-UP FT-8022

Develops strength in upper body & core.



HORIZONTAL LADDER FT-8028

Promotes brachiating & hanging.

Achieve a head-to-toe workout with diverse IMPulse fitness stations.



Outdoor Fitness

Designed with expert advice, IMPulse Fitness Stations deliver a fresh-air workout for a wide range of skill levels. Built-in instructional signage ensures safe and effective use. Crafted in Canada for durable performance in weather extremes.



WARM-UP STATION FT-8023

Supports muscle warm-up, stretching and strength-building.



PARALLEL BARS FT-8006

Builds upper body & core strength.



Site Amenities

MULTI-FIT FT-8037



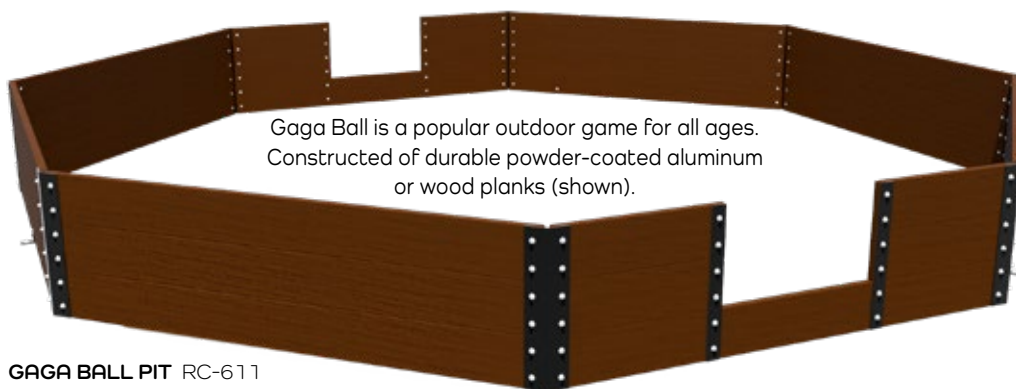
CORE STATION FT-8010

Boosts core strength & stability via planks & sit-ups.



WORKOUT WALL C19-25

Develops strength & agility as well as hand-foot co-ordination.



GAGA BALL PIT RC-611



DISC GOLF BASKET RC-510




THREE POINTER RC-325



ULTIMATE BASKETBALL GOAL
RC-322



VOGUE BIKE RACK BR-156B



DOUBLE SCOOTER RACK BR-201B



URBAN BIKE RACK BR-145



Z BIKE RACK BR-116

From high-capacity solutions to compact designs, our bike and scooter racks are crafted for style and durability.



CAAT RACK BR-141



CYCLO BIKE RACK BR-157B



SERPENTINE BIKE RACK BR-120



RAINBOW BUDDY BENCH PK-159S

Foster inclusion and inspire kindness with a Buddy Bench, available in various customizable designs.



HARMONY BUDDY BENCH PK-138B



BE KIND BENCH PK-141



BACKLESS BUDDY BENCH PK-149SB

Our sleek powder-coated steel benches offer lasting durability and comfort.



CIVIC BENCH PK-144



CONTEMPORARY BENCH PK-159B



STATELY BENCH PK-153B

Bring durable style to your space with furnishings crafted of powder-coated steel in your choice of colour.



STATELY TRASH RECEPTACLE PK-171



STATELY TABLE PK-162STAT



STATELY CURVED BENCH PK-132



STATELY LEANING BENCH PK-143B



GRASSLANDS BENCH PK-139



FUSION BENCH PK-131B



TWIG BENCH

Various configurations available.

Enhance any setting with durable wood-look furnishings in earth-tone or walnut.



WOODLAND BENCH PK-178B-WN



WOODLAND TRASH PK-177-WN



PARK BENCH PK-151B




ORNATE BENCH PK-152B

Our comfortable vinyl-coated park furniture is available in various styles and colours.



ROUND PEDESTAL TABLE PK-160



SQUARE PEDESTAL TABLE PK-161



GAZEBO PK-184FO
Vogue Bench (PK-142) not included.



CANOPY PK-199L
Angle of canopy may be tilted as needed. Pedestal Table (PK-162) not included. Various configurations available.



**TRASH RECEPTACLE
W/ RAIN LID**
PK-170R



DELUXE CAMPFIRE RING
RC-110



HEAVY-DUTY TRASH/RECYCLE BIN PK-117D



INCLUSIVE SWING SEAT
Adaptive, full-body swing with armrests and footrest for comfort and security.
SP-533
SP-533JH *Optional fabric harness.*

- HOW TO ORDER YOUR SWING**
- 1. Choose the swing frame you prefer (see page 70).
 - 2. Choose types of seats & bearing hangers using the table below.
 - 3. Mix & match different seat types to accommodate all ages/abilities.
 - 4. Specify code and quantity for each seat/bearing hanger package.

Seat Type	With Regular Bearing Hanger	With Wrap-Free Bearing Hanger
Slash-Proof Belt	SRR	SRW
Soft-Edge	SSR	SSW
Slash-Proof Tot	STR	STW
Inclusive	SAR	SAW



SLASH-PROOF TOT SEAT
Slash-proof bonded rubber with steel fasteners.
SP-531



SLASH-PROOF BELT SEAT
Slash-proof bonded rubber with stainless steel grommets.
SP-526



SOFT-EDGE SEAT
Aluminum shell covered with resilient rubber.
SP-525

Safety Surfacing

All playground equipment must be installed over resilient surfacing to help protect children from injury due to falls. In order to be effective, the surfacing must cover the complete protective zone for each playground structure. Depth required will depend on the type of surfacing used and the fall height of the equipment. Contact your Blue Imp representative to discuss options and requirements.

Safety surfacing types include:

- Poured-In-Place Rubber (PIP)
- Rubber Tile
- Artificial Turf
- Engineered Wood Fibre (EWF)
- Loose Fill (pea gravel & sand)

Border Timbers

Crafted of durable polyethylene, Blue Imp Border Timbers are easy to install, cost-effective, weather-resistant and maintenance-free.



BORDER TIMBER
BP-10



BORDER TIMBER ADAPTOR BP-09

- 1800mm (72") x 300mm (12") x 150mm (6")
- Includes two 20mm (3/4") x 760mm (30") galvanized stakes

Industry Standards

Blue Imp is proactive in ensuring that our products meet or exceed industry guidelines and safety standards.

ISO 9001:2015 CERTIFIED

Blue Imp is proud to be ISO 9001:2015 certified. ISO 9001 is an internationally recognized quality management system standard which is used to audit Blue Imp's process for continual improvement.

IPEMA MEMBER

Blue Imp is a member in good standing of IPEMA, the International Play Equipment Manufacturers Association, a member-driven international trade organization which represents and promotes an open market for manufacturers of play equipment.



IPEMA CERTIFICATION

The International Play Equipment Manufacturers Association (IPEMA) provides a third-party certification to ensure product conformance to specific ASTM and/or CSA standards. Each product promoted here, if certified by IPEMA, includes the name and model number for you to search the IPEMA website for verification. To verify product certification, visit www.ipema.org and conduct a search.



To verify product certification, Visit www.ipema.org

CANADIAN STANDARDS ASSOCIATION (CSA)

Blue Imp products meet or exceed the standards set by the Canadian Standard Association. CSA is an independent organization whose mission is to develop standards that enhance public safety. For more information, refer to www.csa.ca.

Blue Imp Warranty

Having manufactured playground equipment for four generations, our mission remains to design and craft high-quality products that will stand the test of time.

LIFETIME WARRANTY

On all stainless steel hardware and steel support posts against structural failure due to corrosion or deterioration.

20-YEAR WARRANTY

On all stainless steel components against structural failure due to defective materials or workmanship.

15-YEAR WARRANTY

On all steel and aluminum components against structural failure due to defective materials or workmanship.

10-YEAR WARRANTY

On plastic slides and on vinyl-coated components against structural failure due to defective materials or workmanship.

5-YEAR WARRANTY

On plastic panels and composite recycled plastic/wood against defective materials other than normal wear and tear. On bearings against defective materials and workmanship. On GFRC (glass-fibre reinforced concrete) products against structural failure due to defective materials or workmanship (does not include hairline cracks, chips or colour variations). On cable/net components, cable joints and cable terminations against breakage (does not include fraying or cosmetic defects).

2-YEAR WARRANTY

On all acrylic, polycarbonate and rubber products; on Gaga Ball brackets and wood planks against structural failure due to defective materials or workmanship.

1-YEAR WARRANTY

On all other Blue Imp products not listed above.

Warranty is valid provided that the equipment is installed in accordance with manufacturer's specifications and all applicable standards and is used as intended. Warranty does not cover vandalism, misuse or normal wear and tear. When playground equipment is installed on sand surfacing, warranty terms stated above are reduced by 50% (except for the Lifetime Warranty category). Warranty claims are assessed based on the current warranty.

Polyester Powder Colours

Count on long-lasting vibrance with our super durable polyester powder coatings, formulated for maximum UV stability, fade resistance and gloss retention.



HDPE Panel Colours

Panels are constructed of UV-stabilized high-density polyethylene sheet for long-lasting colour.

**Indicates that the opposite colour scheme is also available.*



Vinyl Coating Colours

Our heavy-duty vinyl coating comes in five fade-resistant colours.



Sandtex Colours

Texturized colours on select park amenities only.



Colours shown may not accurately reflect actual colours.



ZEST



KALEIDOSCOPE

Colour is fun!

Unleash the power of colour with one of our captivating palettes or create your own!



IRIS GARDEN



FIESTA



MOUNTAIN MOSS



COTTON CANDY



WATERMELON FROST



MANGO TANGO



DESERT BLOOM



COSMIC



CEDAR LANE



Fun for all.
Made in Canada.



blueimp.com | 1-800-661-1462

724 - 14th St. S.W., Medicine Hat, AB
Canada T1A 4V7

Blue Imp is a trademark of S.F. Scott Mfg. Co. Ltd. (est. 1917)