

# POWER OF PLAY



# PLAY

STARTS HERE!

As Canada's original playground manufacturer, Blue Imp has been inspiring play since 1917.

Four generations later, we're still family-owned, still proudly Canadian, and still playing strong!

We invite you to explore our latest product

guide, where you'll discover bold,

imaginative playgrounds designed to

get kids of all ages and abilities

moving, connecting and feeling

the power of play.





Explore all kinds  
of play ideas for  
all kinds of kids!

Inclusive Play | Pg 05

School-Aged Play | Pg 23

Community Parks | Pg 31

Nature-Inspired | Pg 37

Themed Play | Pg 45

Circuits & Courses | Pg 51

Sky-Play Towers | Pg 57

Small Spaces | Pg 61

Calm Zones | Pg 65

Pre-School Play | Pg 69

Freestanding Fun | Pg 75

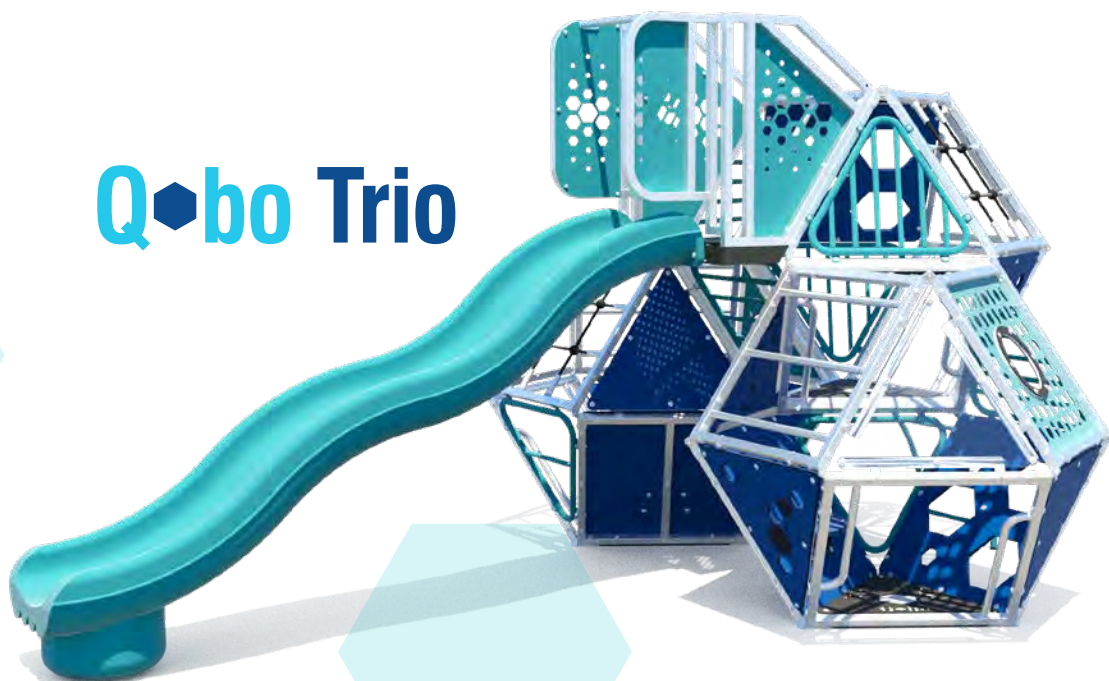
Site Amenities | Pg 85

Warranty | Pg 95

## Q•bo Duo



## Q•bo Trio




INTRODUCING...

# Q-bo

Make a bold visual statement and deliver dynamic play with the **Q-bo Series!** Kids can tackle all the varied facets as they clamber around the outside or they can explore tactile fun, mazes, portholes and more on the inside. **Q-bo...** it's anything they want it to be!

## Q-bo Solo







# INCLUSIVE PLAY

Inclusive playgrounds are about making playtime awesome for every child. From creating barrier-free access to providing rewarding activities for various special needs and diverse skill levels, a well-designed inclusive playground is a place where every child can share in the joy and excitement of outdoor play.



Our **inclusive swings** empower all abilities to experience the sensory, social, and physical benefits of swinging and swaying.

#### **DUET SWING SEAT**

*Parent and child can enjoy swinging face-to-face!*



#### **ARCH HYBRID SWING** U100P108\_5

*Diverse seat types ensure that varied abilities, ages and stages can swing.*



#### **U-SWAY CN-1002**

*Swaying gently while on their tummies can help children to self-regulate.*

With universal access, space for mobility aids and two comfy seats, the **All-Around** enables all abilities to spin, laugh and play together.



**ALL-AROUND CN-250** 

A fully inclusive multi-user spinning experience.



**WE-SPIN CN-1014**

Wider, gently rounded surface makes it easy to get in and out and lets users sit or lie back while spinning. Designed for easy wheelchair transfer.



Enhance inclusion with **ground-level play panels** designed to provide accessible sensory, cognitive, and social experiences for diverse abilities.



**INCLUSIVE PLAY PANELS**  
116635

*Ground-level panels deliver sensory, cognitive and gameplay activities for all abilities.*



**COMMUNICATION BOARD**  
PS-200

*Make playgrounds more inclusive for children who are non-verbal or have difficulty communicating.*



The **E-Z Seat** helps kids with limited body control enjoy the fun of spinning, rocking and bouncing with supportive, transfer-height seating, easy-grip bars and optional harness.



**E-Z BOUNCE**  
CN-1017



**E-Z SPIN**  
CN-1018




**WE-ROCK E-Z**  
CN-1016-2EZ

*Multi-user, multi-ability rocker with two E-Z seats fosters co-operative play.*



**ON-A-ROLL ROLLER TABLE** CN-1019

*Provides deep-pressure sensory input that can help children self-regulate. Wheelchair-transfer friendly.*







# Children Who Dance

From the colours to the layout, this inclusive playground was designed to honour Cree heritage while delivering engaging play for all abilities and maximizing durability. A variety of freestanding and ground-level activities create multiple play zones so every child can move, play and belong!

C26-01

5 - 12yr

38.9m x 17.0m (128' x 56')

ANNEX H





## Latitude

Inclusive fun in a compact space! This inviting playground combines classic climbing and sliding action with a roll-on accessible merry-go-round and diverse ground-level activities so all abilities can play together.

C26-02

5 - 12yr

21.0m x 13.1m (69' x 43')


ANNEX H 





## Bobbie's Place

Inspired by a young child with special needs and designed for the whole community, this vibrant playground features multiple ramps with accessible activities alongside challenging climbers and overheads—even a Look-Out spot! A wealth of ground-level play rounds out this inclusive space.

C26-03 | 18mo - 12yr | 25.6m x 21.4m (84' x 71') | ANNEX H 



Bobbie  
Byrt's



# New Horizons



All abilities can share in the joy of recess with this versatile play space featuring rich ground-level activities, diverse swings and a fully accessible merry-go-round.

C26-04

5 - 12yr

21.8m x 23.0m (72' x 76')

ANNEX H








Envision

Cater to all abilities by combining wheelchair ramps with diverse ground-level and elevated play.



Envision	C26-05	5 - 12yr	17.9m x 14.5m (59' x 48')	ANNEX H 
Harmony Hollow	C25-03	5 - 12yr	30.2m x 10.0m (99' x 33')	ANNEX H 

Harmony Hollow





Ensemble	C24-05	18mo - 12yr	16.1m x 14.9m (53' x 49')	ANNEX H 
----------	--------	-------------	---------------------------	---



Equinox



Equinox	S23-12	18mo - 12yr	12.0m x 12.3m (40' x 41')	
Symphony	C25-04	5 - 12yr	23.8m x 12.9m (78' x 43')	ANNEX H 

Symphony



Transcend



Transcend	C23-04	18mo - 12yr	16.1m x 12.5m (53' x 41')	ANNEX H 
-----------	--------	-------------	---------------------------	---





## Rocky Mountain

With three multi-coloured slides, exciting climbers, an extensive overhead circuit and a sensory-rich roller table, this high-energy school playground captures the Rocky Mountain spirit and delivers non-stop recess fun.

C26-06 | 5 - 12yr | 15.0m x 16.5m (49' x 54')

# SCHOOL-AGED PLAY

A well-designed playground for school ages caters to a wide range of developmental stages with diverse activities to foster physical literacy, social interaction and sensory play. Including various ground-level and accessible equipment ensures that all children can have fun.





## Waskasoo

Designed to spark movement and interaction for middle-schoolers, this expansive playground features a soaring tower, thrilling slides, a sprawling climbing net, and a challenging upper-body and balancing circuit. An engaging play experience for older students!

C26-07    5 - 12yr    24.6m x 19.2m (81' x 63')



# Springwood

This action-packed school playground challenges muscles and minds with its extensive overhead circuit and standout climbers like the Ninja Wall, Squiggle, and Swerve. Extra-curvy, high-energy slides keep the excitement in full swing.

C26-08 | 5 - 12yr | 13.4m x 14.9m (44' x 49')





Finlay



Finlay	C26-09	5 - 12yr	7.2m x 14.7m (24' x 49')	ANNEX H 
Somerset	C26-10	5 - 12yr	20.5m x 13.1m (68' x 43')	ANNEX H 

Somerset



Bravado



Bravado	C26-11	5 - 12yr	13.3m x 12.2m (44' x 40')	—
Blazer	C26-12	5 - 12yr	13.5m x 15.7m (45' x 52')	ANNEX H 


Blazer





# Sunnydale

With a 60-ft zipline, abundant high-energy activities and a welcoming calm zone, this community playground delivers fun for every age, stage, and ability.

C26-13 | 18mo - 12yr | 31.2m x 23.0m (103' x 76') | ANNEX H 

Site amenities not included.

# COMMUNITY PARKS

A well-designed community playground brings everyone together with a broad spectrum of activities for diverse ages, stages and abilities, balancing high-energy challenges with calming play. Add seating, shelter and other amenities to make it a true neighbourhood hub.



# Bridlewood

With a classic merry-go-round at its centre, this multi-faceted community playground features varied activities designed to engage a wide range of ages and stages. From a dynamic agility circuit, zippy slides and fun climbers to classic swings and spring rides, this play space ensures that families can enjoy outdoor play together.

C26-14

18mo - 12yr

24.7m x 23.0m (81' x 76')


ANNEX H 

*Site amenities not included.*





Fairview



Fairview	C26-15	18mo - 12yr	23.1m x 16.1m (76' x 53')	ANNEX H 
Idylwyld	C26-16	18mo - 12yr	24.7m x 14.1m (81' x 46')	—

Idylwyld





Build community with playgrounds that feature equipment for diverse ages and abilities, plus amenities for comfort and connection.



# NATURE-INSPIRED PLAY

Bring the spirit of outdoor adventure to every neighbourhood with our nature-inspired Rootz Series. Designed with rugged log-inspired elements, wood-look planks and fun, foresty details, every Rootz playground delivers endless ways to play and explore.





## Havenbrook

Brimming with delightful nature-inspired details, this woodsy design harmonizes with the natural surroundings while delivering diverse climbing, balancing, sliding and sensory experiences for action-packed fun.

C26-17

18mo - 12yr

23.0m x 16.9m (76' x 56')

ANNEX H 



# Woodland Wonder

Colourful pops of butterflies, flowers and toadstools add to the charm of this nature-inspired playground. From the multiple slides through to the adventurous circuit, this multi-faceted design brims with physical challenges and fun.



C24-12 | 5 - 12yr | 16.6m x 17.9m (55' x 59')





Meadowvale



Meadowvale	C26-18	5 - 12yr	20.2m x 13.0m (67' x 43')	ANNEX H 
Kodiak Trail	C25-11	18mo - 12yr	12.0m x 14.0m (40' x 46')	ANNEX H 

Kodiak Trail





Wildberry Ridge

C25-10

5 - 12yr

13.5m x 13.2m (45' x 44')

Wildberry Ridge



## Nurture with Nature

Spark imaginations and create a woody vibe with our **Rootz Series**, featuring earthy elements and nature-inspired details. Boulders, logs and tree trunks are crafted of GFRC (glass fibre reinforced concrete) for a realistic look and rugged durability.



**STRATO ROCKS  
W/ SPIDER WEB ROPE LINK & SLIDE**




**FROG CLIMBER**



**ARCH ROCK CLIMBER**



**TREE TRUNK SWING**



**STONE ABACUS**

*Kids can feel each stone's texture, weight & temperature or practice early math concepts.*



#### EMBANKMENT SLIDE

*Blend into the landscape  
& invite kids to explore.*



**COZY CABIN  
W/ TOADSTOOL SEATS**



**BIG OAK**



**TURTLE CLIMBER**

# THEMED PLAY

Connect to the setting and create a unique play space with a custom theme! From farm-inspired fun to pirate ships, trains and beyond, themed playgrounds spark imagination, encourage exploration and foster interaction.





## Farmhouse Fun

From the bouncy tractor to barn-inspired details, this farm-themed design combines custom branding and rustic charm to create an entertaining space.

C24-15     18mo - 12yr     11.3m x 13.0m (38' x 43')



## Mission Island

Young buccaneers will enjoy conquering the high seas on their very own pirate ship, complete with a climbing net, zippy slides, and loads of fun, seafaring details.

C26-19

18mo - 12yr

15.0m x 11.5m (50' x 38')

ANNEX H 



Station 17



Station 17	C26-20	5 - 12yr	11.3m x 13.7m (37' x 45')	—
The Citadel	C26-21	5 - 12yr	17.1m x 13.8m (56' x 46')	ANNEX 

The Citadel



## Jurassic Jungle



Jurassic Jungle	C26-22	5 - 12yr	18.3m x 13.6m (60' x 45')	ANNEX H 
Barnyard Bliss	C25-13	18mo - 12yr	9.5m x 15.6m (32' X 52')	—

## Barnyard Bliss



# CIRCUITS & COURSES

Ideal for older children, agility circuits and obstacle courses motivate kids to challenge themselves and build strength, coordination and confidence. Well-designed courses feature climbing walls, balancing elements and upper body events intended to help kids develop physical literacy while having fun.



# Conquest

From the exciting Ninja Wall to the climbing walls, across the overhead rings and through the Dino Loop, this parkour-inspired obstacle course builds agility and endurance.



C25-14

5 - 12yr

19.3m x 10.0m (64' x 33')







## Pivot

This vibrant agility circuit promotes continuous movement and builds motor planning skills with its interlinked scaling, hanging and balancing elements. Non-stop action in a compact space!

C25-15 | 5 - 12yr | 10.8m x 10.0m (36' x 33')

Velocity




Velocity	C24-21	5 - 12yr	14.1m x 12.4m (46' x 41')
Triumph	C24-23	5 - 12yr	20.8m x 10.5m (69' x 35')



Triumph





Zip Zone	C26-23	5 - 12yr	15.1m x 23.6m (50' x 78')	ANNEX H 
Synchro	C26-24	5 - 12yr	10.1m x 12.7m (33' x 42')	—

## A 3D rendering of a modern playground structure. The equipment is primarily black with colorful accents: orange slides, a purple climbing wall with white circular patterns, and a large teal circular net. The structure includes multiple slides, climbing frames, and a large circular net. The ground is marked with a large circular pattern.


# SKY-PLAY TOWERS

Aim high and challenge kids to conquer new heights with our Sky-Play towers. These lofty, multi-level designs feature exciting climbers, thrilling slides, and cool lookouts, with fun discoveries and fresh perspectives at every level.



## SkyRise

Myriad accessible activities plus easy-access stairs make this tower playable for diverse abilities.

C24-24 | 5 - 12yr | 22.0m x 18.3m (73' x 60') | 

# SKY-PLAY

S E R I E S



W O R D S  
S E A R C H

SCAVENGER HUNT

- GRASS
- LEAVES
- BRANCH
- BUGS
- ROCKS
- PINE CONE

SkyHub




SkyHub	C26-25	18mo - 12yr	12.6m x 12.9m (42' x 43')
Skyful	C23-44	18mo - 12yr	15.6m x 10.4m (52' x 34')

Skyful



Skyseeker



Skyseeker	C23-43	5 - 12yr	19.9m x 17.0m (66' x 56')	—
Skyline	C23-42	18mo - 12yr	12.4m x 11.0m (41' x 37')	ANNEX H 

Skyline



# SMALL SPACES

Purpose-built for tight spaces and smaller budgets, these playgrounds pack big fun and functionality into a modest footprint. Smart designs and space-saving layouts make the most of every inch, while cleverly tucked ground-level activities and accents like roofs add value without increasing the area.



## Butterfly Grove

From the boulder and slides to the butterfly-themed play panels and leaf roofs, this compact design maximizes play value and delights all ages.

C24-25


18mo - 12yr

10.2m x 12.0m (34' x 40')



Henley



Henley	C26-26	18mo - 12yr	8.1 m x 8.2m (27' x 27')	—
Gusto	C26-27	5 - 12yr	11.6m x 12.5m (38' x 42')	ANNEX H 

Gusto



Flit



Flit	C26-28	5 - 12yr	9.6m x 10.6m (32' x 35')	—
Firefly	C26-29	18mo - 12yr	9.0m x 9.6m (30' x 32')	ANNEX H 

Firefly



# CALM

## ZONES

Designed to create spaces for downtime, Calm Zones offer soothing sensory and cognitive activities, pretend play, tactile fidgets, puzzles and more to help children reset and self-regulate.



**ZEN DEN C23-60**

*Invites make-believe and social interaction as well as solo play.*



**ROCKIN' FROG CN-27**

*Rocking gently can help children to self-regulate.*



#### **CALM COVE S24-01**

*Provides engaging, low-stimulus activities.*

Interactive panels invite hands-on play through movable elements, simple games and engaging activities to build cognitive, social and fine-motor skills.



#### **QUIET GAMES I16634**

*Absorbing activities designed for calm & focus, solo or shared.*



### DISCOVERY DEN C26-30

*Kids can discover calming activities from gentle swaying to quiet learning, cozy nesting & more.*



### FLOWER COLLECTION

*Every petal produces a different tone.*



### MUSHROOM ENSEMBLE

*Each strike produces a resounding gong.*



Outdoor musical instruments supply a calming, sensory-rich activity for solo play or group interaction.



### MERRY



### SERENADE

*All can play using the colour-coded chimes and built-in songbook.*



### **NIFTY NOOK S23-02**

*Supplies calming activities and fosters imaginative play.*



### **DIGGER CN-71**

*Promotes calm as kids focus on digging and dumping. Accessible design available: CN-71W*



### **HANDS-ON CALM I16636**

*Features absorbing, hands-on activities, including Build-A-Word, Dump Truck Dash and Mesmer-Eyes. Many options available.*



# PRE-SCHOOL PLAY





Support preschool ages with developmentally appropriate features to foster physical, cognitive and social growth. Structures for this age group are designed for smaller bodies, with lower platforms, gentler slides and easy-grip handholds. Each element invites little ones to explore, move, imagine and learn.





## Sprout

Bursting with colour and play value, this vibrant preschool playground brings a garden of fun to life with bright slides, below-deck activities, upper body elements and whimsical flower details.

Sprout | C25-21 | 18mo - 5yr | 12.1m x 10.1m (40' x 33')



Caterpillar

A fun crawl tube offers a playful passage from the climbing-sliding action to the imaginative and sensory play.



Caterpillar	C26-31	18mo - 5yr	9.6m x 9.2m (32' x 31')	ANNEX H 
Glee	C25-20	18mo - 5yr	10.1m x 8.3m (34' x 28')	—

Glee



Tot Trek



Tot Trek	C26-32	18mo - 5yr	13.6m x 10.0m (45' x 33')	ANNEX H 
Rattler Ridge	C26-33	18mo - 5yr	9.5m x 8.0m (32' x 26')	ANNEX H 

Rattler Ridge



# WeePlay SERIES

Our WeePlay Series is designed for wee ones aged 6-23 months to explore and learn through age-appropriate play. Diverse physical, sensory and cognitive activities help develop the whole child.



**WEE NOOK** C25-22



**WEE GROVE** C24-31



**WEE ADVENTURE**  
C24-32

# FREESTANDING FUN

Bring motion and variety to the playground with our exciting freestanding equipment. From ziplines, swings, spinners and bouncers to climbers and more, these stand-alone pieces complement larger structures or shine solo in smaller play areas.





Timeless fun for every age and ability, **swinging** develops balance, coordination and overall body awareness. Choose from a wide range of swing and seat styles to meet diverse needs.

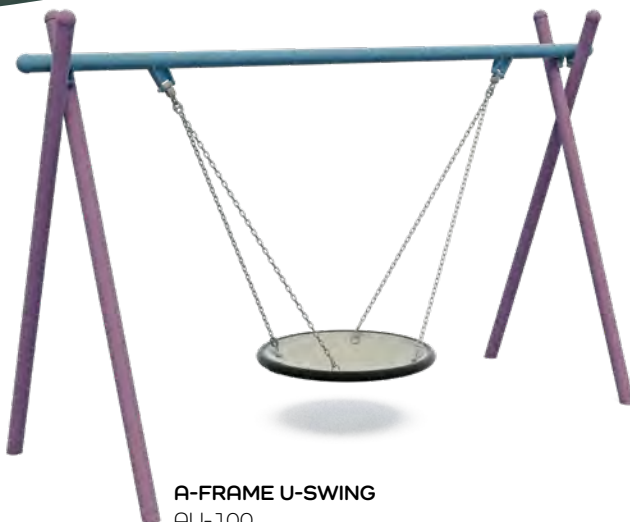


**ARCH SWING\***

P108 2.4m (8') high

P110 3.0m (10') high

Available with multiple bays.



**A-FRAME U-SWING**

AU-100

\*Model numbers denote swing frames only. Seat & bearing hanger packages sold separately.

**HEAVY-DUTY SWING\***

2 Leg End	8' High	10' High
2-seat capacity	S1082	S1102
4-seat capacity	S2082	S2102
6-seat capacity	S3082	S3102
3 Leg End	8' High	10' High
2-seat capacity	S1083	S1103
4-seat capacity	S2083	S2103
6-seat capacity	S3083	S3103

Available with larger capacities.

3-leg end also available at 12' height.



Bring the thrill of ziplining to your park with the exciting **Zoomerang**, a two-way, track-style zipline. Running up to 60' in both directions, the **Zoomerang** delivers non-stop action with easy-access ramps and a standard or accessible seat.



**ZOOMERANG** CN-1020-40 + CN-1020A-40  
Available in 40', 50' & 60' lengths in single, double & triple formats.  
(40' double shown.) Seat packages sold separately.



**GYRA**  
CN-1013

Spinners deliver exhilarating sensory input while building spatial awareness and social connection.



**SATELLITE** CN-751

*This angled spinner delivers a challenging spinning experience for multiple users.*



**GIANT STRIDE** CN-755


*Spinning meets upper body fun!*



**CRAZY CUP**  
CN-491

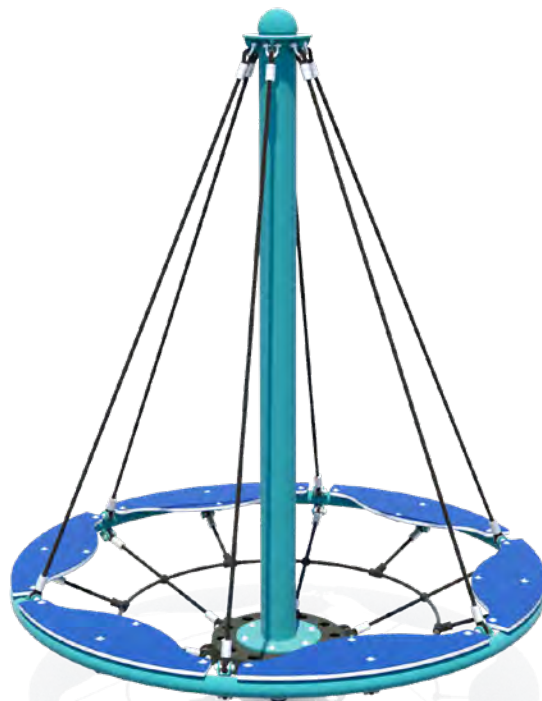


**LUNAR SCOOTER**  
CN-258



### **MERRY-GO-ROUND CN-252**

*Tap into timeless fun with this classic multi-user spinner.*



### **OCEAN WAVE CN-754**

*Kids of diverse ages can sit or stand on this popular, multi-user spinner. Designed at wheelchair transfer height.*



### **ALL-AROUND CN-250**

*Barrier free access empowers all abilities to share in the joy of spinning.*




Vertical and angled climbing surfaces create physical challenges that demand agility, balance and motor planning.



**NINJA WALL W/ FIREMAN'S POLE C25-23**

*Conquer the challenging Ninja Wall before zooming down the Fireman's Pole.*



**NETWORK CN-757**



**TWISTED TOWER CN-915**

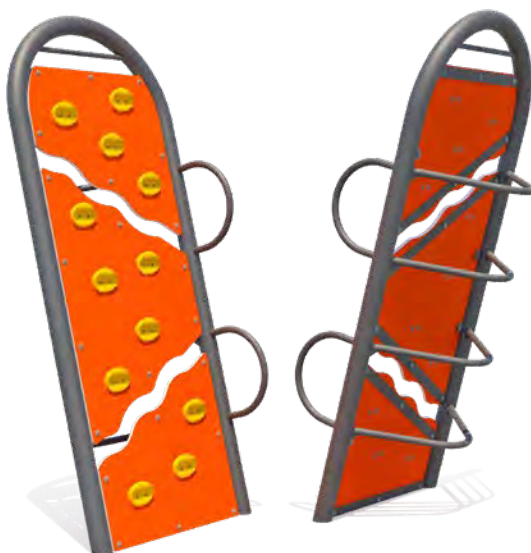
**Net-based climbers** are dynamic and responsive, challenging kids' balance and coordination with each step.



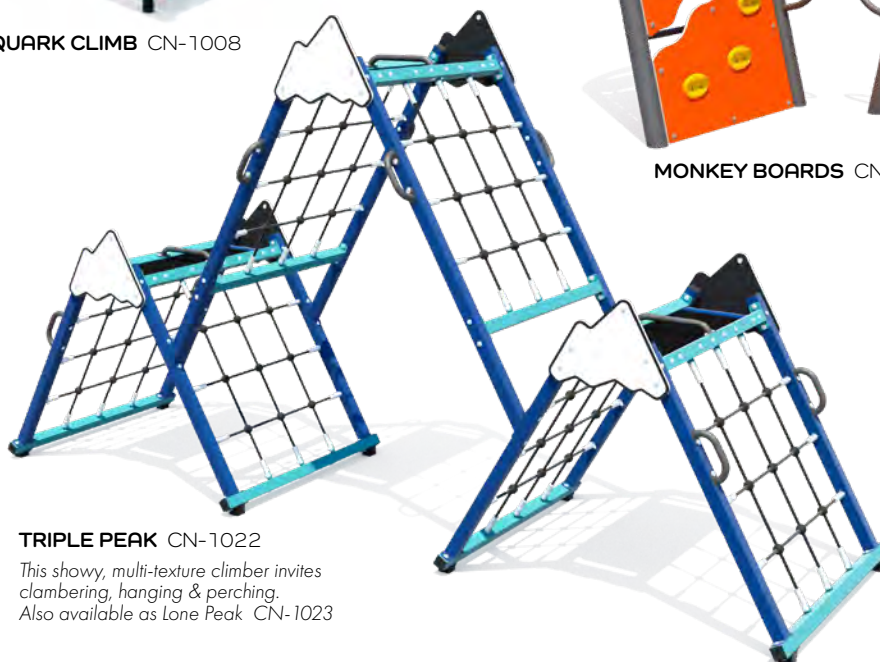
**SPIDER WEBZ**  
CN-1010



**QUARK CLIMB** CN-1008



**MONKEY BOARDS** CN-933-2



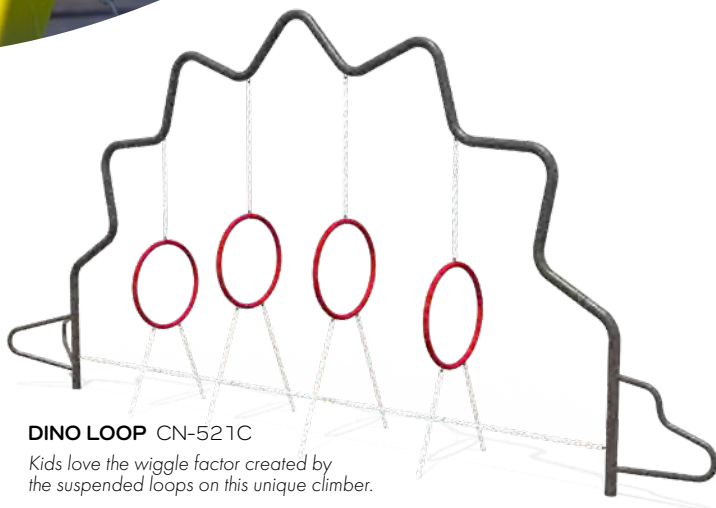
**TRIPLE PEAK** CN-1022

*This showy, multi-texture climber invites clambering, hanging & perching. Also available as Lone Peak CN-1023*



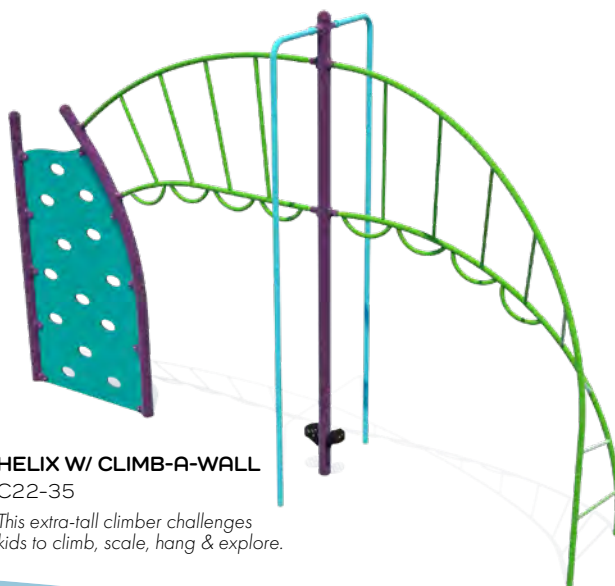
**TRIPLE SWIRL CLIMB**  
CN-537-3-A

*Link this unique climber into a circuit for clambering fun.*



**DINO LOOP** CN-521C

*Kids love the wiggle factor created by the suspended loops on this unique climber.*



**HELIX W/ CLIMB-A-WALL**  
C22-35


*This extra-tall climber challenges kids to climb, scale, hang & explore.*

Designed for discovery on all sides! Kids can clamber around the outside, testing their agility on different surfaces or they can explore diverse activities on the inside, from mazes and fidgets to portholes, windows and more.



## **Q-BO TRIO** QB3-001PW

Three interconnected pods create open-ended play inside & out culminating in a fun slide.



## **Q-BO SOLO** QB1-001

Climb around the outside, explore the inside or just perch on top.



## **Q-BO DUO** QB2-001DD

Two pods linked by a suspended tube net deliver double the fun.

Whether solo or shared, the joyful motion of **rocking and bouncing** builds balance and aids self-regulation.



**4-WAY BOUNCING  
TEETER CN-50-4**



**WEEBLETOTTER CN-496**

*Stand-up teeter-totter builds balance & teamwork.*



**TEETER TOTTER CN-49**

*A timeless favourite for shared ups & downs.*



**HORSEY CN-30-400B**




**BUMBLEBEE CN-30-525B**



**FIRETRUCK CN-30-507B**



**CLOUD CHASER CN-30-11**



**MULTI-BOUNCE CN-29**

# SITE

## AMENITIES

Create community and enhance both parks and urban settings with our premium site amenities, including park furniture, fitness stations, bike racks, shade structures and more. Proudly designed and crafted in Canada for durable performance.





**PUSH-UP / REVERSE  
PUSH-UP FT-8022**


**HORIZONTAL  
LADDER FT-8028**



**PARALLEL BARS FT-8006**  
*Builds upper body & core strength.*



**LOWER BODY COMBO FT-8021**  
*Builds strength through walking,  
step aerobics or plyo jumps.*



**WORKOUT WALL C19-25**  
*Develops strength & agility as well  
as hand-foot co-ordination.*



**DIP N' PULL C19-26**  
*Builds upper body strength & stamina.*



## Outdoor Fitness

Designed with expert consultation, IMPulse Fitness Stations deliver a fresh-air workout for a wide range of skill levels. Built-in instructional signage ensures safe and effective use. Crafted in Canada for durable performance in weather extremes.



**TAI CHI WHEELS FT-8039**  
*Targets mobility in upper arms & shoulders.*



**CORE STATION FT-8010**  
*Boosts core strength & stability via planks & sit-ups.*



**WARM-UP STATION FT-8023**  
*Supports muscle warm-up, stretching & strength-building.*



**RING CHALLENGE C19-27**  
*Builds upper body strength & stamina.*



Foster inclusion and inspire kindness with a Buddy Bench, available in various customizable designs.

**BE KIND BENCH**  
PK-141



**HARMONY BUDDY BENCH** PK-138B



**RAINBOW BUDDY BENCH** PK-159SB

Our sleek powder-coated steel benches offer lasting durability and comfort.



**CIVIC BENCH** PK-144



**CONTEMPORARY BENCH** PK-159B




**FUSION BENCH**  
PK-131B

Bring durable style to your space with furnishings crafted of powder-coated steel in your choice of colour.



**GRASSLANDS BENCH**  
PK-139



**STATELY CURVED BENCH**  
PK-132



**STATELY BENCH**  
PK-153



**STATELY LEANING BENCH**  
PK-143B



**STATELY TABLE**  
PK-162STAT



**STATELY TRASH RECEPTACLE** PK-171



#### TWIG BENCH

*Various configurations available.*

Enhance any setting with durable wood-look furnishings in earth-tone or walnut.



**WOODLAND BENCH**  
PK-178B-WN



**WOODLAND TRASH**  
PK-177-WN



**ORNATE BENCH**  
PK-152B



**PARK BENCH**  
PK-151B

Our comfortable vinyl-coated park furniture comes in various styles and colours, with tables available in wheelchair-accessible designs.



**ROUND PEDESTAL TABLE**  
PK-160



**WHEELCHAIR-ACCESSIBLE  
SQUARE PEDESTAL TABLE**   
PK-161W



**CANOPY BENCH PK-199**

*Canopy available with various models of benches or tables.*



**GAZEBO PK-184FO**

*Vogue Bench (PK-142) not included.*



**DOUBLE PEDESTAL TABLE  
W/ UMBRELLA INSERT PK-163U**

*Umbrella not included.*



**HEAVY-DUTY TRASH/  
RECYCLE BIN PK-117D**



**TRASH RECEPTACLE  
W/ RAIN LID  
PK-170R**



**DELUXE CAMPFIRE RING  
RC-110**



#### **SOCCER GOALS**

*Various models available.*



**DISC GOLF BASKET** RC-510



**THREE POINTER** RC-325



**ULTIMATE BASKETBALL GOAL**  
RC-322



This popular outdoor game appeals to every age and ability. Optional wheelchair door creates seamless access.

**ACCESSIBLE GAGA BALL PIT**   
RC-612

*Wood plank construction. Other options available.*



**VOGUE BIKE RACK**  
BR-156B



**CAAT RACK** BR-141



**SERPENTINE BIKE RACK** BR-120




**CYCLO BIKE RACK** BR-157B



**Z BIKE RACK** BR-116



**URBAN BIKE RACK** BR-145



**DOUBLE SCOOTER RACK** BR-201B

From high-capacity solutions to compact designs, our bike and scooter racks are crafted for style and durability.



#### **DUET SWING SEAT**

Promotes parent-child bonding.  
Available at different heights.  
SP-545



#### **INCLUSIVE SWING SEAT**

Adaptive, full-body swing with armrests  
and footrest for comfort and security.  
SP-533  
SP-533JH Optional fabric harness.



#### **SLASH-PROOF TOT SEAT**

Slash-proof bonded rubber  
with steel fasteners.  
SP-531



#### **SLASH-PROOF BELT SEAT**

Slash-proof bonded rubber  
with stainless steel grommets.  
SP-526



#### **SOFT-EDGE SEAT**

Aluminum shell covered  
with resilient rubber.  
SP-525

## Safety Surfacing

All playground equipment must be installed over resilient surfacing to help protect children from injury due to falls. In order to be effective, the surfacing must cover the complete protective zone for each playground structure. Depth required will depend on the type of surfacing used and the fall height of the equipment. Contact your Blue Imp representative to discuss options and requirements.

#### **Safety surfacing types include:**

- Poured-In-Place Rubber (PIP)
- Rubber Tile
- Artificial Turf
- Engineered Wood Fibre (EWF)
- Loose Fill (pea gravel & sand)

## Border Timbers

Crafted of durable polyethylene, Blue Imp Border Timbers are easy to install, cost-effective, weather-resistant and maintenance-free.



**BORDER TIMBER**  
BP-10



**BORDER TIMBER  
ADAPTOR** BP-09

- 1800mm (72") x 300mm (12") x 150mm (6")
- Includes two 20mm (3/4") x 760mm (30") galvanized stakes

# Industry Standards

Blue Imp is proactive in ensuring that our products meet or exceed industry guidelines and safety standards.

## ISO 9001:2015 CERTIFIED

Blue Imp is proud to be ISO 9001:2015 certified. ISO 9001 is an internationally recognized quality management system standard which is used to audit Blue Imp's process for continual improvement.

## IPEMA MEMBER

Blue Imp is a member in good standing of IPEMA, the International Play Equipment Manufacturers Association, a member-driven international trade organization which represents and promotes an open market for manufacturers of play equipment.

## IPEMA CERTIFICATION

The International Play Equipment Manufacturers Association (IPEMA) provides a third-party certification to ensure product conformance to specific ASTM and/or CSA standards. Each product promoted here, if certified by IPEMA, includes the name and model number for you to search the IPEMA website for verification. To verify product certification, visit [www.ipema.org](http://www.ipema.org) and conduct a search.



To verify product certification, Visit [www.ipema.org](http://www.ipema.org)

## CANADIAN STANDARDS ASSOCIATION (CSA)

Blue Imp products meet or exceed the standards set by the Canadian Standard Association. CSA is an independent organization whose mission is to develop standards that enhance public safety. For more information, refer to [www.csa.ca](http://www.csa.ca).

# Blue Imp Warranty

Having manufactured playground equipment for four generations, our mission remains to design and craft high-quality products that will stand the test of time.

## LIFETIME WARRANTY

On all stainless steel hardware and steel support posts against structural failure due to corrosion or deterioration.

## 20-YEAR WARRANTY

On all stainless steel components against structural failure due to defective materials or workmanship.

## 15-YEAR WARRANTY

On all steel and aluminum components against structural failure due to defective materials or workmanship.

## 10-YEAR WARRANTY

On plastic slides and vinyl-coated components against structural failure due to defective materials or workmanship.

## 5-YEAR WARRANTY

On plastic panels and composite recycled plastic/wood against defective materials other than normal wear and tear. On bearings against defective materials and workmanship. On GFRC (glass-fibre reinforced concrete) products against structural failure due to defective materials or workmanship (does not include hairline cracks, chips or colour variations). On cable/net components, cable joints and cable terminations against breakage (does not include fraying or cosmetic defects).

## 2-YEAR WARRANTY

On all acrylic, polycarbonate and rubber products; on Gaga Ball brackets and wood planks against structural failure due to defective materials or workmanship.

## 1-YEAR WARRANTY

On all other Blue Imp products not listed above.

*Warranty is valid provided that the equipment is installed in accordance with manufacturer's specifications and all applicable standards and is used as intended. Warranty does not cover vandalism, misuse or normal wear and tear. When playground equipment is installed on sand surfacing, warranty terms stated above are reduced by 50% (except for the Lifetime Warranty category). Warranty claims are assessed based on the current warranty.*

# Polyester Powder Colours

Count on long-lasting vibrance with our super durable polyester powder coatings, formulated for maximum UV stability, fade resistance and gloss retention.



## HDPE Panel Colours

Panels are constructed of UV-stabilized high-density polyethylene sheet for long-lasting colour.

*\*Indicates that the opposite colour scheme is also available.*



## Vinyl Coating Colours

Our heavy-duty vinyl coating comes in five fade-resistant colours.



## Sandtex Colours

Texturized colours on select park amenities only.



*Colours shown may not accurately reflect actual colours.*

# Colour MATTERS!

Create the vibe you want  
for your playground  
with a curated palette  
or a custom colour scheme.



GUMDROP



OCEAN OASIS



JAMBOREE



SUNNY DAZE



MOUNTAIN MOSS



COTTON CANDY



WATERMELON FROST



FIESTA



DESERT BLOOM



COSMIC



PAPAYA

PROUDLY MADE IN

# CANADA!



Crafting playgrounds  
that inspire and endure.  
Since 1917.



[blueimp.com](http://blueimp.com) | 1-800-661-1462

724 - 14th St. S.W., Medicine Hat, AB  
Canada T1A 4V7

Blue Imp is a trademark of S.F. Scott Mfg. Co. Ltd. (est. 1917)